

THE ASTRO INVESTIGATORS

Research Studies



Directors

Alphee Lavoie Executive Director
Founder of AIR Software, Professional Astrologer for over 40
years, NCGR Level IV

Sergey Tarassov Ph.D. Software Development Director
Nuclear Scientist

Peter Standaart Data and Operations Director
Musician, College Instructor, IT Analyst

Debbie Corkindale Media Director Psychotherapist, IT
Professional

Denis Picard Remote Chapter and Public Relation Director
Interior Design Professional

Kathy Jo Stefanik Publication and Independent Projects
Director Retired IT Professional

The Gators are committed to Research

The Gators are so committed to research that if you have a research project we will let you borrow our Astro-Investigator research software for FREE to do your research. **This is not a demo** - this is the real program to do scientific research. You don't need to be a rocket scientist to use the program and get concrete statistical research. The program does it all for you. We will also help you put your research project together. You couldn't ask for a better deal.

Check the power of this program [www.alphee.com/
AIR_Programs/air_software_astrology.htm](http://www.alphee.com/AIR_Programs/air_software_astrology.htm)

The 'gators is a nonprofit group of volunteers who are totally dedicated to astrology research. None of us are in it for our own ego. We make all our research findings available on our web site at www.Astroinvestigators.com.

Check it out there is a lot of good information there.

The gators are a small group researcher and we are looking for volunteers to join us. You contact us and join in the fun and personal satisfaction knowing that you are making real strides in advancing astrology!

For more information email us at: info@astroinvestigators.com

The Gators

Table of Contents

Basic Statistics for Astrologers
Sergey Tarassov Ph.D

Importance of Data Integrity
Debbie Corkindale

Sample Size In Astrological Research
Debbie Corkindale

Astrological Indicators of Marriage
Editorial revision by Kathy Jo Stefanik

Having Fun with Astrological Research
By Peter Standaart

If astrology doesn't work don't blame
astrology, blame the astrologers'.

By Alphee

Basic Statistics for Astrologers

Written by Sergey Tarassov Ph.D

Statistics is the trickiest science I have ever dealt with. The average person on the street who is not a statistician might be surprised to learn that a lot of events in life that appear as law are in reality chance occurrence. The simplest example is flipping the coin: we may see the heads 8 times of 10. We can assume that this is a non-occasional fact, While this is just the game of His Majesty Chaos. Try to flip the coin yourself to figure out the power of Chaos.

Let us conduct an experiment. Suppose you meet someone today. You sit together at the coffee shop and chat. Then you discover that the guy was born under the same Zodiac sign as yourself. How unique is this situation? One of my friends has answered this question this way: we have 12 Zodiac signs and people are born every day. So, if we have a company of 12 thousand people, we might have 1,000 Aries, 1,000 Taurus ... 1,000 Pisces. I am a Capricorn; the probability to meet my astrological twin is $1:12=8.33\%$.

Does it sound scientific enough to you?

Statistically, it is not that simple. The important assumption to consider here is that we will find 1,000 representatives of each Zodiac sign among 12,000 people. In statistics, it is called "null hypothesis", and the statisticians would test this hypothesis to prove it either right or wrong. This is the most important question in statistics - to find a good (correctly formulated) null hypothesis. Our company of 12,000 people is called "a control group".

Let's consider another example. We flip the coin 100 times. Among these 100 flips, we get 65 heads. The question to consider is: what if the surface of this coin is not even?

Our null hypothesis is that our coin is symmetric. Ideally, flipping it, you should get 50/50. In reality, you have got 65/35. In this case the best way is to apply the **Chi Square criterion**. To calculate Chi Square, follow these instructions:

6

- 1) Subtract the value you got (65) from the expected value (50) = 15;
- 2) Calculate the square of this value, Square(15)=225;
- 3) Divide this value (225) by average value 50 = 4.5.

This value is called Chi Square; it shows how far the value obtained in our coin flipping experiment differs from the expected value (which is 50/50 in our example).

Now you need to use this table:

Chi Square	Probability
1.0	68%
2.0	84%
3.0	91%
3.5	94%
4.0	95%
4.5	96%
5.0	97%
6.0	98%
7.0	99.2%
10	99.8%

Find in this table the chi square = 4.5. The corresponding row gives us the probability of 96%. It means that with probability of 96% this fact is not occasional, with probability of 96% the surface of our coin is not even.

Let's continue our experiment. Suppose during the same coffee

break with your friend you have found out that you two have not only the Sun in the same Zodiac sign. You have the Ascendants in the same sign. The question is: how this situation is unique?

I will form the control group another way: it will contain 1200 Aries, 1200 Taurus, etc. In total, there are 14,400 people in it. In the first subgroup of 1200 with the Sun in Aries, we are expecting to find 100 people with Aries Ascendant, 100 people with Taurus Ascendant, etc. So, within our group of 14,400 people, for each Sun sign, we have 100 persons with the same Ascendant combination. In other words, the probability to meet the person with the same Sun and Ascendant's sign is $100/14,400=0.69\%$. This is a really seldom occurring event.

These calculations are correct; however this approach does not work in practice. If we ask 14,400 people about their Sun and

Ascendant's signs, we will find that the number of your double twins is different than 100. You may decide that it is necessary to perform more massive experiment and ask 14,400,000 (this number is big enough for the population of some country). But you will be surprised: the number of your twins will be different from 100,000. It means that we have are mistaken somehow.

Our wrong assumption was that, among the company of 12,000 people, 1000 should be with Aries Sun. In reality, we find that the most amount of people were born in summer and less around Christmas; this is a some kind of biological cycle. In 1998, I got a huge database from Moscow hospitals; it contained birth data for several years. The analysis definitely showed that the probability to be born differs by the hours of the day. This is another biological cycle, a daily cycle. Thus, we deal with an uneven distribution. Therefore, for the correct analysis we need to form the control group correctly; otherwise we can make a mistake.

The typical mistake #1 (not having a control group at all):

The most typical mistake in statistics is related to not correctly forming the control group. This is an example of non-correct research: "I did the analysis for 1,000 barbers and have found that the most typical Sun sign for them is Gemini". In this example, there is no control group. Let's extend our research: let us take into account the whole population of the country. Let it be England. It might happen (Oh, a miracle!) that the most typical sign is Gemini! And we may assume that the most popular occupation in England is being a barber. You see how easy the mistake may occur. In our research, we should take into our consideration this fact, it is so called "artifact". The failure to take it into account will corrupt the results of your research.

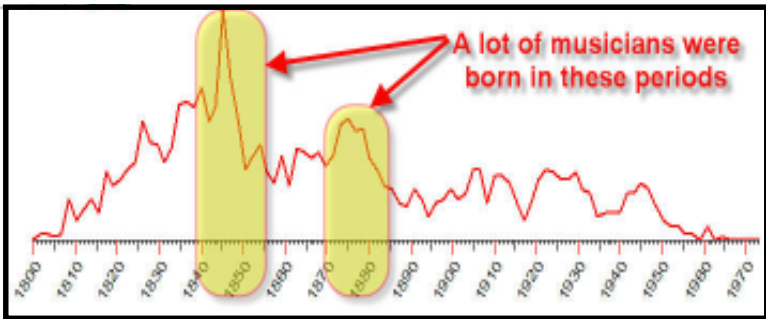
The typical mistake #2 (the small sample size)

One more example (I take these examples from my conversations with the astrology researchers all over the world). "I did a research on barbers and collected 60 charts. I have found that 8 of them are Gemini, thus the mean value is 5". In this case, we face with a huge random error. If your friend from Ohio will collect 60 barbers in his town, he might get the totally different results. The only way to avoid this mistake is to collect as many barbers' charts as

possible. So, the question of collecting data is extremely important for statistical research. We need to have at least 50 persons for each Zodiac sign, better 100.

How to do the statistical analysis using AstroInvestigator software (AIR Software)

As an example, let us do together the statistical analysis of musicians' charts. I download the database of 1,740 charts of musicians born between 1800 and 1970s. Let's look at the whole picture first. See this diagram:



This is **a histogram** - a diagram that shows the distribution of the years when these musicians were born. You see there two maximums: around the year 1845 and the year 1875. More musicians were born around these years than any other time. Now, at this stage, we may make some assumptions - based on the astrological situation at these years and some general ideas. We may start with the fact that the greatest composer Bach was born with the Sun in Aries. The peaks of the histogram are somehow related to slow planets in Aries: in 1845, Pluto and Uranus were located in Aries while in the beginning of 1870 Neptune was located in Aries. We may make these assumptions and then look for the periods when slow planets are in Aries expecting that a lot of musicians will be born. However, this is not a statistical research. To make the real statistical research, we need to form the control group. The program does it itself forming several different groups that contain exactly the same amount of random charts (1,740 in our example) within the same data range (i.e., people born between 1800 - 1970s). After forming control

groups, the program performs the analysis of all these charts. It needs a lot of calculations; for example, in this particular case, the program makes about 27,000,000 astrological calculations. What is amazing is the fact that it will take only several minutes to perform this job by our program. And you will get the complete astro-statistical portrait of Musician.

The program creates a table where many different astrological parameters are considered. I would pay attention to factors like this one:

$(\theta) \in (\text{♈})$	107	143(132..159)	Seldom ChSq=9.1 (99.7%) $r=-0.0567$	✓
$(\theta) \in (\text{♉})$	107	143(132..159)	Seldom ChSq=9.1 (99.7%) $r=-0.0567$	✓
$(\theta) \in (\text{♊})$	181	145(133..153)	Often ChSq=8.9 (99.7%) $r=0.0502$	✓

It means that 181 musicians (among 1,740 observed charts) have the Sun in Aries, while only about 145 persons from the control group have the Sun in Aries as well (we have created 5 different control groups to obtain more reliable results). It means that the Sun in Aries is rather typical parameter for musicians (not an occasional one). The formal statistical analysis shows that we can rely upon this fact with the probability 99.7% (Chi square is 8.9, see the table above).

It is interesting to mention that the Sun in Libra happens seldom: only 107 times versus 143 for the control group this value is 9.1. I would say that this is not typical for musicians.

The program automatically compares thousands and thousands of astrological combinations; it is you who decides what combinations to consider. For example, you may like these:

Ψ FIRST BEFORE θ	148	110(98..121)	Often ChSq=13.1 (100.0%) $r=0.0589$	✓
σ FIRST BEFORE θ	149	184(172..191)	Seldom ChSq=6.7 (99.1%) $r=-0.0484$	✓

The program has found that a typical combination for musicians is "Neptune located before the Sun" (like Neptune is located in the 1st degree of Aries, while the Sun is in the 10th degree of Aries). Also, a very non-typical situation is Mars located before the Sun. This approach plus the application of the advanced Neural Net technology allows to use the astrology for very practical tasks.

The Neural Network performs the analysis of the charts in database and creates the model of the astrological parameters for some occupation or some activity. Like in this example, after analyzing all astrological parameters, we may create a model of the Musician, kind of the musician's portrait from the astrological point of view. Having such a model, you can compare it to the birth data of any of your client/clients. The program will rate this chart in regards to how well it fits the description of the chart of a typical musician (or a military man, or a scientist/manager/writer, etc.):Chart:

Person	MusicianNN	Yes
Park Ohio Holdings PVOH	Don't Know	Yes
UMB Financial Corp UMBF	Don't Know	Yes
Hershey Miller Inc NLHR	Don't Know	Yes
Bridgford Food Cor BRID	Don't Know	Yes
Cincinnati Fin Cor CINF	Don't Know	Yes
EMS Tech Inc ELMG	Don't Know	Yes
Pioneer Std Electr PIOS	Don't Know	Yes
Trustmark Corp TRMK	Don't Know	Yes

(Just to avoid some personal preferences or subjective opinions and to demonstrate the program's features, I used here for rating the first trade charts of some companies instead of personal charts of my friends and clients.)

This approach is very useful for human resource departments. We need just a database that contains the birth data of the people who do well at something. Then the program itself does all the analysis and creates a "portrait of the ideal candidate" that should be compared to the actual data of some applicant. As you guess, for a good astrological research, the most important question is collecting the charts for different groups. And this can be done by mutual efforts of all researchers. We hope to get your help regarding this issue. Check our website, www.astroinvestigators.com .

Importance of Data Integrity

Debbie Corkindale

Recently the results of a casual astrological research on “people who like to argue” were presented on the NCGR Yahoo! Discussion group ¹. The research was done against data provided on the Astroblahhh Website² that was a file of birth data harvested from LiveJournal.³ This raised a huge red flag to the Astro Investigators (the Gators)⁴ and they feel it is important to caution against using sites like that to harvest data.

Doing casual research with a “what do you think of this” approach, as it was presented, is a fine idea, if for no other reason than it initiates conversation and also may provide guidance on how to design a legitimate research study. However, using data from a source such as LiveJournal as a valid method of data harvesting is a very bad idea. The conversations that ensued suggested that members placed credence in the data and credence in the study, and there was none.

There are at least 2 major problems with using this sort of data. First, many younger people use these sites, and they quite often put down a date that would make them older in order to gain access to all areas of the website, including those restricted by age. The same might hold true for older users – they might put down dates that would make them younger, for any one of a number of reasons. The first scenario is not speculation – we know teenagers that consistently do this.

Second, these sites provide drop downs for month day and year. Most of us have at one time or another “just put in anything” to gain access to certain websites. These dates are not to be relied upon.

In order for research to be legitimate, sample origin must be considered. Therefore, LiveJournal, MySpace, Blogger, FaceBook, and the myriad of other on-line journal / blogging sites cannot be used as a place from which to harvest data.

One final important note: Regardless of the accuracy of the data, without a timed chart the research is incomplete because untimed charts rule out using angles, houses and the moon. The Gators have also used untimed charts when necessary, but it is important to mention timed vs. untimed birth data in any discussion of data integrity.

Data integrity is important!

(Footnotes)

¹ NCGR Yahoo! Group:

<http://groups.yahoo.com/group/astrologyncgr/?yguid=153968663>

² Astroblahhh Site: <http://astroblahhh.tripod.com/astrology/statistics/index.html>

³ LiveJournal:

<http://www.livejournal.com>

⁴ The AstroInvestigators:

<http://www.astroinvestigators.com>

¹ NCGR Yahoo! Group: <http://groups.yahoo.com/group/astrologyncgr/?yguid=153968663>

² Astroblahhh Site: <http://astroblahhh.tripod.com/astrology/statistics/index.html>

³ LiveJournal: <http://www.livejournal.com>

⁴ The AstroInvestigators: <http://www.astroinvestigators.com>

Sample Size In Astrological Research

Debbie Corkindale

There has been some discussion in the astrological research community recently on sample size. The very first topics discussed in 2002 when The Astro Investigators (The Gators)¹ met for the first few meetings included that topic. The Gators met with individuals involved in academic research and also gathered information on that subject prior to beginning their work. They have since followed up with experiments to see if that information holds true and if sample size really does matter.

Rather than making assumptions about sample size the Gators consulted with a statistician at the University of Connecticut, with a Russian scientist, and also collected information on ideal sample size

in
~~study~~
 and
~~elaborate~~
 testing.
 It
 was
~~found~~
 that
 a
 very
~~small~~
 sample
 size
 would
 be

Survey Sample Size	Margin of Error Percent*
2,000	2
1,500	3
1,000	3
900	3
800	3
700	4
600	4
500	4
400	5
300	6
200	7
100	10
50	14
*Assumes a 95% level of confidence	

1,000. Several sources suggested that any number below that would increase the margin of error to the point of unreliability. Six Sigma² provides the following information:

The Gators wanted to test how a 100 sample size research would compare against a different 100 sample size research using the same criteria with the same tools. To that end, The Gators used a file of 1,268 scientists. First they ran every available test in AIR Software's Investigator Program (3,794 items) against all 1,268 charts, then against the first 100 charts in the file, the last 100 charts in the file, and the 100 charts in the middle. There were no items that showed up as significantly often or significantly seldom in all four tests. There was one item that showed up as significantly often for the 1,268 test and 2 of the 100 sample size tests.

The point here is that no correlation could be found between any of the 100 sample size test results with either of the other two 100 sample size tests or the larger 1,268 sample. If any of the smaller sample results were presented as quantitative research³, the results probably could not be replicated in a second or third research – which is essential.

It is important to state that there is nothing inherently wrong with a sample size of any number for a number of types of qualitative research⁴, or as a prototype for a quantitative research.

For example, one astrologer¹ presented information on a research that he had done on substance abusers in a book that he wrote.² His group had 13 members. This 13 member sample can be considered a case study³.

Another astrologer presented a research⁴ she did on 100 substance abusers to attempt to replicate and comment on that first study. The second researcher's sample of 100 can be considered a good next step. However, because it contained a mixed population, i.e., both alcohol and drug abusers and because of the fairly small sample size, it would provide an inadequate margin of error for quantitative research.

Each of these studies is valid qualitative research that can provide both food for thought as well as a depth of analysis perhaps not available in larger number samples. But neither is quantitative research.

The Gators perform quantitative research and the distinction between that type of research and small sample size studies that are more qualitative needs to be clearly defined. Qualitative research cannot be extrapolated to the population at large. Replicated quantitative research can, and to that end the Gators strive for a sample size of as close to 1,000 charts as possible.

(Endnotes)

¹ Dr. Mitchell Gibson:
<http://www.mitchellegibsonmd.com>

²

Signs of Mental Illness:
<http://www.amazon.com/Signs-Mental-Illness-Astrological-Breakthrough/dp/1567183026>

³

Case Study Definition:
<http://www.thefreedictionary.com/case+study>

⁴ Advancing an AstroSignature for Alcohol Abuse by Terri McCartney: <http://www.astrodatabank.com/AS/AlcoholSignature.htm>

Astrological Indicators of Marriage

Editorial revision by Kathy Jo Stefanik

Our hypothesis

In this study, the Astro Investigators examine the astrological aspects between natal charts of married couples to determine if astrology has a role in making a marital commitment. It is our hypotheses that some aspects occur with statistically significant high frequency, coinciding with factors that draw people to marriage, and that other aspects occur with statistically significant low frequency, coinciding with factors that repel people from marriage.

For purpose of this study, we define marriage as the legal pronouncement of marriage occurring between a man and a woman, regardless of how long the marriage lasted.

Our data and methodology

Our data consists of two files of birth data (Rodden Rating "B" or better) either solicited by us through a questionnaire on our Gators' website or donated to us. The first file contains 749 charts of married men born between 1874 and 1978, calculated for their known birth times, each coupled with a chart for his wife calculated for her birthday at noon. The second file contains 829 charts of married women born between 1831 and 1983, calculated for their known birth times, each coupled with a chart for her husband calculated for his birthday at noon. Both files contain persons with more than one marriage, thus coupled with more than one spouse in our study.

Our analysis compares 3,126 aspects between each couple's charts. We are using the five Ptolemaic aspects (conjunction, sextile, square, trine and opposition) with a 7-degree orb. We are using the following astrological points: Sun, Mercury, Venus, Mars, Jupiter, Saturn, Uranus, Neptune, Pluto, Mean Lunar North Node, Chiron, Ceres, Pallas, Juno and Vesta. We are also using aspects to the Moon, Ascendant, Midheaven, Part of Fortune, East Point and Vertex of the primary chart (i.e. the spouse whose chart has been calculated for exact birth time) but have omitted these from consideration of the partner's chart (i.e. the spouse whose chart has been calculated for noon.)

Our research program is *Astro Investigator* by AIR Software. We set the critical limit for chi square at 2.0 or above and the critical number of occurrences at 20 or above. We use 15 control groups, generated using a random distributed age algorithm, to compare against our two files of birth

data. Astro Investigator calculates the average number of times each of our 3,126 aspects occurs in the control groups, and then compares these

averages (i.e. chance) to the number of times each aspect occurs in the files we are analyzing, reporting the result of the comparison as a chi square. A high chi square indicates a statistically significant difference between our analyzed group and chance. A statistically significant event can occur either more frequently than chance or less frequently than chance. Astro Investigator refers to “more frequently” as “Often”, and refers to “less frequently” as “Seldom.”

Our observations

Of the 3,126 aspects analyzed, 2,338 are statistically insignificant. In addition, we excluded from analysis certain aspects between slow-moving planets, for example the Neptune sextile Pluto present in the synastry of most persons born from the early 1940’s through the remainder of the 20th century, because they are logically insignificant.

This report includes some of our more significant findings. A complete list of all aspects, significant or not, can be found on our website, www.astroinvestigators.com.

Figures 1 and 2 illustrate the distribution of Often events by planet in the husbands’ and wives’ charts. It is interesting to note that Moon, Mercury, Mars and Venus play a bigger role in the husbands’ charts than in the wives’ charts, and that Sun, Jupiter, Saturn, and Neptune play a bigger role in the wives’ charts than in the husbands’.

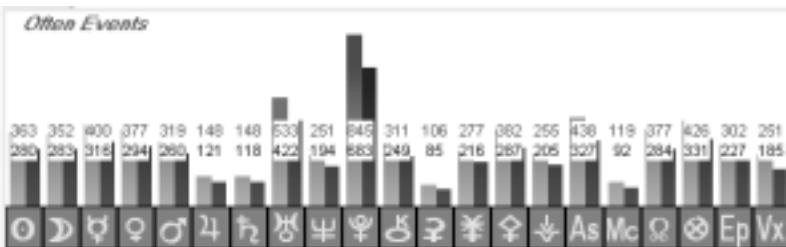


Figure 1 – Planets aspected Often in Husband’s chart

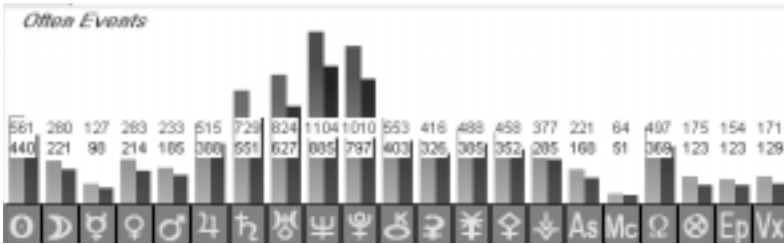


Figure 2 – Planets aspected Often in Wife’s chart

Figures 3 and 4 illustrate the distribution of Often events by Aspect. It is curious that, while sextiles account for a large percent of the Often aspects for both husbands and wives, the opposition plays a bigger role in the husbands’ charts than the wives’, and the conjunction plays a bigger role in the wives’ charts than the husbands’.




Figure 3 - Aspects occurring Often in Husband’s chart



Figure 4 - Aspect occurring Often in Wife’s chart

Sun – Overall, there are more significant aspects involving the Sun than any other planet, with 15 Often aspects and 13 Seldom aspects. Of these, there are 12 Often occurrences to the wife’s Sun and 9 Seldom occurrences to the wife’s Sun, compared to 3 Often occurrences to the husband’s Sun and only 4 Seldom occurrences to the husband’s Sun. It

would appear therefore that the Sun is more significant an indicator for marriage in a woman's chart than in a man's. Neptune, Mercury and Juno are involved in the greatest number of aspects to the wife's Sun. Mars, Uranus and Pallas are involved in the fewest number of aspects to her Sun.

Aspects to the Sun	Frequency	Analyzed couples	Chance	Chi Square	% above chance
her Sun sextile husband's Jupiter	OFTEN	84	84	6.3	98.80%
her Sun square husband's Mercury	SELDOM	46	86	6.1	98.60%
her Sun sextile husband's Node	OFTEN	86	87	5.8	98.00%
his Sun conjunct wife's Sun	OFTEN	45	32	5.3	97.80%
her Sun opposite husband's Chiron	SELDOM	19	32	5.3	97.80%
her Sun opposite husband's Pluto	OFTEN	43	31	4.6	96.80%
her Sun square husband's Pallas	SELDOM	47	84	4.5	96.60%
her Sun opposite husband's Ceres	OFTEN	44	32	4.5	96.60%
her Sun conjunct husband's Ceres	SELDOM	20	32	4.5	96.60%
her Sun trine husband's Mercury	OFTEN	78	82	4.1	95.80%
her Sun conjunct husband's Sun	OFTEN	42	31	3.9	95.20%
his Sun opposite wife's Mercury	OFTEN	37	27	3.7	94.60%
her Sun trine husband's node	SELDOM	48	84	3.5	94.00%
his Sun conjunct wife's Mercury	SELDOM	20	30	3.3	93.20%
her Sun conjunct husband's Pallas	OFTEN	41	31	3.2	92.70%
her Sun square husband's Node	SELDOM	50	84	3.1	92.00%
his Sun square wife's Pallas	SELDOM	48	81	2.8	90.40%
his Sun conjunct wife's Ceres	SELDOM	21	30	2.7	90.00%
her Sun opposite husband's Juno	OFTEN	42	33	2.5	88.30%
her Sun opposite husband's Pallas	SELDOM	24	33	2.5	88.30%
her Sun square husband's Pluto	OFTEN	76	84	2.3	86.60%
her Sun trine husband's Pluto	SELDOM	52	84	2.3	86.60%
her Sun opposite husband's Sun	SELDOM	26	35	2.3	87.20%
her Sun sextile husband's Chiron	OFTEN	77	85	2.2	86.30%
her Sun trine husband's Venus	OFTEN	70	59	2.1	84.80%
his Sun sextile wife's Jupiter	OFTEN	68	58	2.1	85.10%
his Sun trine wife's Neptune	SELDOM	48	59	2.1	84.80%
her Sun conjunct husband's Node	OFTEN	39	31	2.1	84.90%

Figure 5 - Aspects to Sun

Juno – After the Sun, Juno has the next most significant aspects, with 10 Often aspects and 5 Seldom aspects. The occurrence frequencies are divided more evenly than the Sun's; Juno is a significant indicator of marriage for both men and women. The wife's Sun and Mars Often oppose the husband's Juno; the husband's Venus, Mars and Mercury Often trine the wife's Juno.

Aspects to Juno	Frequency	Analyzed couples	Chance	Chi Square	% above chance
Her Juno sextile Husband's Juno	OFTEN	61	34	21.4	100.00%
His Juno conjunct wife's Juno	OFTEN	61	41	9.8	99.80%
Her Juno conjunct husband's Node	SELDOM	30	33	5.1	97.60%
Her Juno trine husband's Venus	OFTEN	85	60	4.3	96.10%
Her Juno square husband's Mercury	SELDOM	51	67	3.8	94.90%
His Juno opposite wife's Node	OFTEN	37	27	3.7	94.60%
His Juno opposite wife's Mars	OFTEN	38	28	3.6	94.10%
His Juno square wife's Node	OFTEN	70	56	3.5	93.90%
His Juno opposite wife's Sun	OFTEN	39	29	3.4	93.70%
His Juno trine wife's Mars	SELDOM	45	59	3.3	93.10%
Her Juno trine husband's Mercury	OFTEN	75	62	2.7	90.10%
her Juno trine husband's Mars	OFTEN	77	64	2.6	89.60%
Her Juno sextile husband's Uranus	OFTEN	71	59	2.4	88.20%
His Juno sextile wife's Venus	SELDOM	47	59	2.4	88.20%
His Juno square wife's Ceres	SELDOM	47	59	2.4	88.20%
Her Juno sextile husband's Mars	OFTEN	78	66	2.2	86.00%

Figure 6 - Aspects to Juno

The planet receiving the third greatest number of aspects is Jupiter. There are 12 Often occurrences, 9 aspecting the wife's Jupiter. And there are 12 Seldom occurrences, 7 of which are aspects to the husband's Jupiter.

Often aspects to Moon, Mars and Venus are all more predominant in the husband's chart than the wife's as indicators of marriage: 6 of 8 Often occurrences for the Moon, 7 of 10 Often occurrences for Venus, and 8 of 10 Often occurrences for Mars are aspects to the husband's natal planets. By contrast, Seldom occurrences for these same planets are more predominant in the wife's chart: 8 of 12 Seldom occurrences for the Moon, 6 of 10 seldom occurrences for Mars, and 5 of 10 seldom occurrences for Venus are aspects to the wife's natal planets.

Figures 7 and 8 illustrate the top 10 Often and top 10 Seldom aspects to points in husbands' and wives' charts, respectively ordered by decreasing chi square. These indicate a man infrequently marries a woman whose Sun conjuncts his MC or whose Mars opposes his Saturn. 21 of 40 combined aspects involve asteroids; nearly half involve points derived from Great Circles. About a fourth involve inner planets. Conspicuously absent

are Venus/Mars aspects, often stated as traditional indicators of compatibility.

Top aspects to husband's Natal Chart	Frequency	Analyzed couples	Chance	Chi Square	% above chance
his Vortex conjunct wife's North Node	Often	41	23	14.1	100.0
his Ascendant square wife's Ceres	Often	69	45	11.9	99.9
his MC conjunct wife's Sun	Seldom	7	23	11.1	99.9
his Juno conjunct wife's Juno	Often	61	41	9.8	99.8
his Pluto trine wife's Ceres	Often	81	58	9.1	99.7
his Pallas conjunct wife's Pallas	Often	56	38	8.5	99.6
his East Point sextile wife's Neptune	Often	63	44	8.2	99.6
his Saturn sextile wife's Ceres	Often	75	55	8.0	99.5
his Pallas sextile wife's Jupiter	Often	77	56	7.9	99.5
his North Node sextile wife's Saturn	Seldom	36	57	7.7	99.5
his Sun conjunct wife's Sun	Often	45	30	7.5	99.4
his Mercury square wife's Juno	Seldom	39	60	7.4	99.3
his Pallas conjunct wife's Sun	Often	41	27	7.3	99.3
his Uranus sextile wife's Vesta	Seldom	40	61	7.2	99.3
his Saturn opposite wife's Mars	Seldom	15	29	6.8	99.1
his East Point square wife's Sun	Seldom	29	46	6.3	98.8
his Jupiter conjunct wife's Uranus	Seldom	18	32	6.1	98.7
his East Point opposite wife's Saturn	Seldom	12	24	6.0	98.6
his Saturn square wife's Saturn	Seldom	35	52	5.8	98.2
his MC square wife's Pallas	Seldom	32	48	5.3	97.9

Figure 7 – Top 20 aspects to Husband's chart

Top aspects to wife's Natal Chart	Frequency	Analyzed couples	Chance	Chi Square	% above chance
her Vesta sextile husband's No. Node	Often	87	62	10.1	99.8
her Pluto opposite husband's Chiron	Often	66	45	9.8	99.8
her Saturn sextile husband's No. Node	Seldom	41	66	9.5	99.8
her Verles opposite husband's No. Node	Often	39	24	9.4	99.8
her Vesta opposite husband's Vesta	Seldom	15	32	9.0	99.7
her Ascendant square husband's Jupiter	Seldom	29	50	9.8	99.7
her Ceres conjunct husband's Ceres	Often	50	32	8.8	99.7
her Part of Fortune conjunct husband's Pluto	Often	41	26	8.7	99.7
her Vesta sextile husband's Uranus	Seldom	44	68	9.5	99.6
her Vesta opposite husband's Pluto	Often	51	34	9.5	99.6
her Venus conjunct husband's Pallas	Often	47	31	8.3	99.6
her Saturn trine husband's Vesta	Often	83	81	7.9	99.5
her Vesta opposite husband's Pallas	Seldom	17	33	7.8	99.5
her Saturn square husband's Pallas	Often	85	83	7.7	99.4
her Saturn square husband's Mercury	Seldom	42	64	7.6	99.4
her Moon sextile husband's Sun	Often	87	85	7.4	99.4
her Sun opposite husband's Chiron	Seldom	19	35	7.3	99.3
her Venus opposite husband's Neptune	Seldom	17	32	7.0	99.2
her Jupiter sextile husband's Mars	Seldom	45	66	6.7	99.1
her Mars opposite husband's Saturn	Seldom	16	30	6.5	99.0

Figure 8 – Top 20 aspects to Wife's chart

The Wedding Day

For wedding day analysis, we again use two files of timed birth data, one of males and the other of females, looking at transits to their charts on their wedding days. We use the Ptolemaic aspects, with seven degree orb, and the same planets and points we considered in our couples analysis.

Part of Fortune, Jupiter and Mercury receive the most Often transits in the husbands' charts; and Moon and Midheaven receive the most in the wives' charts, with Pluto, Vesta and Part of Fortune almost tied for third.

Squares are the most Often aspect to husband's charts, and sextiles the most Often aspect to wives' charts.

Wedding Day Aspects to Husband	Frequency	Analyzed Couples	Chance	Chi Square	% above chance
Vesta trine his Mercury	OFTEN	82	56	12.1	99.9
Mercury conjunct his North Node	OFTEN	45	27	12	99.9
Pluto conjunct his Moon	SELDOM	11	29	11.2	99.9
Venus conjunct his Neptune	OFTEN	45	28	10.3	99.9
Sun square his Uranus	OFTEN	77	54	9.8	99.8
Juno sextile his MC	OFTEN	62	42	9.5	99.8
Juno conjunct his Part of Fortune	OFTEN	39	24	9.4	99.8
Vesta opposite his Ascendant	OFTEN	35	21	9.3	99.8
Jupiter trine his MC	OFTEN	66	46	8.7	99.7
Mars square his Uranus	OFTEN	83	61	7.9	99.5
Vesta square his Pluto	SELDOM	35	56	7.9	99.5
Pallas sextile his Vertex	OFTEN	60	42	7.7	99.4
Venus conjunct his Vesta	OFTEN	41	27	7.3	99.3
Chiron square his Juno	SELDOM	42	63	7	99.2
Mercury trine his Pluto	SELDOM	43	64	6.9	99.1
Venus conjunct his North Node	OFTEN	43	29	6.8	99.1
Uranus opposite his Vertex	OFTEN	29	18	6.7	99.1
Ceres sextile his North Node	SELDOM	41	61	6.6	99.0
North Node sextile his Saturn	SELDOM	42	62	6.5	99.0
Juno conjunct his Mercury	SELDOM	17	31	6.3	98.9
Chiron square his Neptune	SELDOM	25	41	6.2	98.8
Pallas opposite his Saturn	SELDOM	18	32	6.1	98.7
Ceres opposite his Ascendant	SELDOM	12	24	6	98.6
Venus opposite his Venus	SELDOM	19	33	5.9	98.5
Venus opposite his Ceres	OFTEN	42	29	5.8	98.4

Figure 13 – Top Wedding Day aspects to Husband’s chart

Wedding Day Aspects to Wife	Frequency	Analyzed couples	Chance	Chi Square	% above chance
Vesta trine her Ascendant	OFTEN	48	29	12.4	100.0
Venus sextile her Sun	OFTEN	57	37	10.8	99.9
Uranus opposite her East Point	OFTEN	29	16	10.6	99.9
North Node square her P. Fortune	OFTEN	45	28	10.3	99.9
Pallas square her East Point	OFTEN	47	30	9.6	99.8
Jupiter sextile her Part of Fortune	OFTEN	48	31	9.3	99.8
Vesta sextile her Ascendant	OFTEN	44	28	9.1	99.7
Vesta trine her Vertex	SELDOM	17	34	8.5	99.6
Ceres trine her Chronos	OFTEN	55	38	7.6	99.4
Pluto opposite her Moon	OFTEN	31	19	7.6	99.4
Mars conjunct her MC	OFTEN	27	16	7.6	99.4
Vesta opposite her Part of Fortune	OFTEN	27	16	7.6	99.4
Uranus opposite her Mars	SELDOM	7	19	7.6	99.4
Sun trine her Vertex	SELDOM	18	34	7.5	99.4
Chiron opposite her Neptune	SELDOM	39	60	7.4	99.3
Chiron opposite her Vesta	OFTEN	32	20	7.2	99.3
North Node trine her Ceres	OFTEN	58	41	7	99.2
Mercury trine her Jupiter	OFTEN	59	42	6.9	99.1
Neptune opposite her Ascendant	OFTEN	21	12	6.8	99.1
Sun square her Ascendant	SELDOM	20	36	6.4	98.9
Vesta sextile her Jupiter	SELDOM	24	40	6.4	98.9
Mercury sextile her Saturn	OFTEN	56	40	6.4	98.9
Sun conjunct her Moon	OFTEN	30	19	6.4	98.9
Mars opposite her MC	SELDOM	6	16	6.3	98.8
Venus trine her Sun	SELDOM	30	47	6.1	98.7

Figure 14 - top Wedding Day aspects to Wife's chart

Conclusions

There are identifiable astrological aspect patterns between charts of married couples. Analyzing these patterns between two unmarried persons should provide a strong indication of whether or not the couple will marry; however the process is more complex than identifying one or two aspects – such as the couple must have a good Mars and Venus aspect. This report includes the highlights of our findings; a complete list of all 3,126 aspects analyzed can be found on the Gator's website, www.astroinvestigators.com .

The validity of these findings should be tested against other similar size or larger data files. The scope of the project can be expanded to include factors such as aspects from husband's natal planets to the wife's planetary midpoints or house placement husband's natal planets and points in the wife's chart.

Having Fun with Astrological Research

By Peter Standaart

One of the Gator's ideals is to help make important contributions to society through astrological research. For example, we're extremely excited with our work in vocational models. We would love to see guidance counselors more accurately direct our youth with career choices, based on their natal chart and our models. Long term prediction of extremes in temperature, rain fall and other elements of local weather is another one of our interests that has an impact on our society.

Above all, we continually strive to maintain our most important objective which is to both have fun while doing research and to find research that's fun to do. We've had great fun looking at specific correlations such as those between daily aspects and lotto numbers or between natal charts and people's first names. Currently, we've launched a research to see what might be some of the natal astrological factors in how people respond to a popular Internet quiz.

We're not going to tell you all the specifics of this quiz just yet, because we're still collecting data, and we don't want to influence your response if you wish to participate. [Please go to www.astroinvestigators.com and click on "Fun Research Study" to take this quiz if you haven't already done so.] For now, to give you a general idea of this quiz, we're going to substitute other elements below for the actual language of the quiz.

This fun and amazing quiz begins by asking the participant to do a few simple mathematical sums in their head. Then at the bottom of the quiz the participant is asked to respond with two common concepts. Let's say it asks you to "Name the first type

of material and article of clothing that comes into your mind."

This Internet quiz claims that 98% of the population will say "cotton shirt." (This "cotton shirt" example is our necessary substitute for the actual language).

A couple of us Gators received this test and were surprised how it seemed “to work.” So, we thought it would be fun to observe if there were common astrological elements in the natal charts of people who answered as expected, or didn’t—or of those who said “cotton” plus something else, or those who said “shirt” plus something else, and so on.

We sent out emails to many groups and individuals, asking for participation. At the time of this writing, we’ve received 362 usable responses. We hope to collect more data during upcoming astrological conventions and by continuing to spread the word.

After a certain amount of preliminary data is collected, the next step is to test the validity of the sample groups. We use a program by AIR Software called Astro Investigator which uses Neural Net artificial intelligence. A utility program called NeuroNet (or Astro Net) is available for free on the Gator’s website (see the URL above) in order to help any astrologer ascertain whether or not a particular data set is usable for research. A quick run through NeuroNet with your sample chart file will let you know if you should continue with those test samples or bag it. An astrological model with weights is created. Using that model, if your test group outperforms the control groups by at least 12%, it is considered significant.

Our group of 82 (out of 362) responses that said “cotton shirt” certainly didn’t represent 98% of the results, nor achieved a significant rating in NeuroNet. However, in splitting out the various possible groups [Cotton Shirt; No Cotton Shirt; Cotton or Shirt; Neither Cotton nor Shirt; all Cotton; no Cotton; all Shirt; no Shirt], we did find something interesting. In these fictitious assignments of our real objects, the chart files of “All Cotton” and “No Cotton” had very high ratings (28% and 25% respectively) towards being viable research test groups, and all the other groups bombed out.

We are still at the beginning stages of this study and the necessary data collection. When we get a 1,000+ responses, the results should vary somewhat. In the meanwhile, we can have fun building an astrological model or profile for those who subconsciously hold “Cotton” as the archetypal fabric. (We wish we could tell you what the real concept is, but you’ll have to wait!)

A university philosophy professor took the quiz, and her comment was, “My immediate response was ‘Cotton Shirt’ and then I realized it was too archetypal, so I said ‘Silk Pajamas’.” — Well ‘Teach’, we want your first impression of “Cotton Shirt.” Save the silk pajamas for another occasion!

Next to having fun, the most important message we wish to relay to all of our astrological companions is to not be afraid to try your hand at research. And, most of all don’t let anybody discourage you by saying that your ideas for a research study “are silly” or “can’t be done” or “are meaningless” or “have already been done before.” The worse thing that can happen is that you might have some fun and discover a few new things about yourself, astrology and research methods. The best thing that can happen is that you become an integral part in maintaining and developing the integrity and viability of astrology as a continuing and important asset to human kind.

If astrology doesn't work don't blame astrology, blame the astrologers'.

By Alphee

This has been the motto that I have lived by for my entire life as an astrologer.

I feel very fortunate because in my professional career as an astrologer for close to half a century, I have had the privilege of reading thousands of horary charts for clients all over the world. The beauty of horary astrology is that you don't have to wait forever to find out if you are right or wrong in your analysis of the chart. If I was wrong in answering the question astrology didn't fail, my *approach* to it failed. Over the period of years I was able to refine my techniques and invent and adapt new ones.

Over two decades ago I began to apply astrology to buying and selling stocks. At first I was using many different techniques that I had learned as an astrologer. Some of them really failed me in the stock market. I didn't have to lose too much money before I knew that I needed to change my approach. After researching and testing many techniques I can truthfully say that today I am very successful in using astrology in my daily stock trading. I can assure you that this is one avenue that makes you go back to the drawing board really quickly.

Back in 1952 when I began my self education of astrology we had to spend a lot of time doing very time-consuming calculations using our accurate table of houses and ephemerides to help us with our work. Just think how the ancient astrologers must have spent *all day* just to calculate one chart! Today, with our lightning-speed computers, we have a tremendous advantage and can look at more charts in one hour than the ancient astrologer did in an entire lifetime. What an excellent way to learn astrology. We also have excellent software at our fingertips enabling us to analyze thousands of charts in literally minutes.

If there is such a thing as karma, it seems to me that as

astrologers, we are in prime positions to really pile up the points — especially when working with and advising clients. That alone should give us a good reason to make sure that all the astrological techniques that we use are sound.

There are many unproven techniques and unanswered questions in astrology. For example, why do we have so many house systems? Does the Moon's mean node give better results than the true node? Should we use a Parallax or not? Should we do like our ancient forefathers and use only seven planets or should we include Uranus, Neptune and Pluto? Why are there four different ways of doing solar returns? According to those who use this technique, each claims that the method they use is the only one that works. If that's so, then what happened to the other three techniques? And yet astrologers who use any of the other three methods claim that theirs works better. When I hear talk like this my engineer's mind cannot fathom the fact that astrologers using all these variations can arrive to the same answer. As you may know, the list of discrepancies and questions posed to methods and techniques can be quite long. We have more unanswered questions about our work than most other professions. The only way that we can start addressing such issues is through **RESEARCH AND MORE RESEARCH.**

The astrological software companies have made all these incredible tools available to us and the computer technology has given us everything that we need. All we need now is the commitment and the time from serious astrologers who would like to see their profession recognized and accepted by the masses or 'the suits'. That's the only thing that is stopping us to make this happen.

I think the astrologers are finally catching on. There is more talk about doing research now than I have seen in my life as an astrologer. This is wonderful! I hope this it is contagious and every astrologer catches the research bug!

Even small research projects are a lot of fun and can give you the joy of those 'Aha' moments. A couple of months ago I was reading a book on fixed stars. I had to admit that in my 45 plus years of dealing with clients I never paid attention to fixed stars. It stated

that the constellation of Ara has something to do with stormy weather. Weather forecasting has always been one of my interests with astrology. My first UAC lecture of many moons ago was on weather predicting. I have a lot of weather data that I've been saving for years. Curiosity got the better of me so I took 559 days of data when we had over an inch of rain in Connecticut since 1949. I ran it through our Astro-Investigator computer software. What an eye opener! The transiting Sun for those days was sextile or trine the constellation Ara with a chi-square of better than 6 which means that it has a 98% chance of happening according to probability. I use charts for Moon's quarter phases to predict the weather, and the quarter of the moon charts' Sun trines this constellation with a chi-square off 4.5. Amazing!

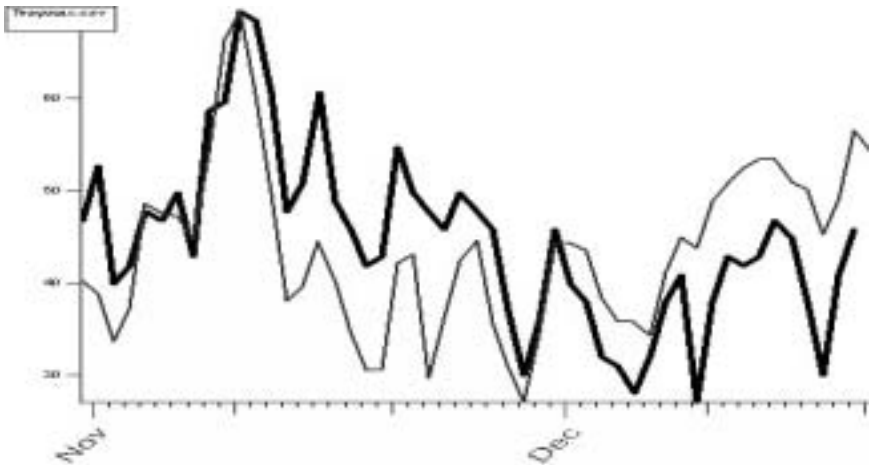
This is extremely valuable information, and all it took was about three minutes of my time to find this out.

This doesn't mean that on a bad, rainy day the Sun will sextile or trine this constellation 98% of the time. It means that it's beyond the probability that it would. These are only two important criteria to do weather forecasting. You could research 500 more of these important criteria which exceed probability by chance. Then you could take all of this information and create a model giving weights to each one according to the value of its chi-square. Now you are armed with a great weapon. You could test each day of a week or month, weigh the transit criteria against your forecast model and graph the strongest possibility to show days that you could have over 1 inch of rain. Now you would know not to have a picnic on a certain day or maybe go on vacation this week but not next week. Folks, this is all possible to do and the beauty about it is that it does work.

There is no question that using astrological criteria is the best methodology to predict any cycle.

I use our MarketTrader software to back test daily temperatures from 1949 to last year. I let the artificial intelligence of the Market Trader educate the computer using all kinds of astrological/ astronomical criteria, and then it projects the findings into the future.

The following graph shows the results. The light black line is the projection from the artificial intelligence and the darker line is the actual temperature that I placed over the predictive results after the fact. You can see that it is a rather good fit.



Although the MarketTrader was designed to predict the stock market, the daily temperature has a cycle just like the market. This proves that astrology is still our best tool to predict cycles. It doesn't matter if it's a person lifecycle, stock or temperature cycles. All this proves is that astrology does have the ability to predict cycles and it does not matter what cycle it is, as long as it is cycle.

I know that there is a very popular saying amongst astrologers which I've heard many times. 'If it works for you use it.' But the big question I pose is does it work for your client?

An engineer or a scientist will research a methodology or technique, find one that will give him high reliability, and he will use it to design his project. As astrologers we do the reverse. We take a technique that some well-known astrologer talks about (generally without researching its efficacy); then we apply it

and make it work even if we have to bend the rules.

As you can see the time is right for astrologers to step up to the plate and start researching and test every astrological technique.

DOING RESEARCH

To do a good research you have to follow certain procedures. My most important procedure is using a control group. Research results are useless unless they are compared to a control group. Let's say that you have one thousand charts of writers all born between 1945 and 1954. You are researching planets in signs. You look at your results and surprisingly you find that a thousand of them have Pluto in the sign of Leo. WOW that's incredible! This means absolutely nothing because everyone born in that time span has Pluto in the sign of Leo. That's why we compare our findings to a control group. This incredible result would nullify itself. The beauty of working with a control group is like having a policeman inside your computer telling you when you are breaking the law. The law here is the law of research. The control group would have one thousand people who were born within that same time span. We have different mathematical algorithms that calculate control groups and some of them are quite complex.

The next protocol when doing research is sample size. How large a sample do you need? Are 10 charts, 100 or 1000 charts enough to arrive at good scientific results? It's like flipping a coin. If you flip it five times your results may be four heads and one tail. If you sit there 24 hours a day for two days and flip a coin your expected probability would be a 50-50 chance that you would have close to the same amount of heads and tail. Even if it varied a little, chances are that the chi-square in this large sample would out perform the expected probability. The bigger the better, just like everything else (ha ha). If your sample size was around 100 you may get flack. My feeling is that if your sample size is over 1000 and even better over 2000, you are in a safe zone.

TESTING CORRELATIONS IN YOUR RESEARCH SAMPLES

Make sure that your sample has some sort of astrological correlation before wasting hours doing the research.

This is where Sergey Tarassov and I come in. Three years ago we wrote a piece of software to do just that and the best part is that now you can download it for FREE. (This NeuroNet Maker/Analyzer with documentation can be found on the Astro Investigators website mentioned later.)

What we do in this program is this. Let's say our sample is of 1500 scientists. We use 75% of them as the learning group and 25% of them as the testing group. We also generate a control group according to this sample again using 75% for learning and 25% for testing. The program will calculate any correlation in your sample group using any of the astrological/astronomical criteria that you have chosen. This can save you a lot of time before you jump in the full-fledged research.

My big dream about bringing astrology to the public is through the venue of career choices. Having raised six children I understand how important it is to point the kids towards the right career according to their talents. I really feel that astrology is one of the top tools to answer that. Just think how many parents would love to know their children's strengths in careers and to find out all they would have to do is to put their children's astrological chart into an artificial intelligence program that has all the astrological signatures for hundreds of professions. The program weighs how strongly each profession is according to their natal chart.

The main driving force is models created for each profession, using a wide variety of astrological/astronomical criteria that exceed the chance probability of the control groups. These models would contain high probability of criteria that as a group they all have in common. Each criterion is given a different weight according to its chi-square. The higher the chi-square the higher the numerical value it gets. Now you could take any natal chart and it will calculate weights according to how well your natal chart fits with this profession. You could have hundreds of different career models and a person could find out which career he or she better suited to. Just think of what that would do in the school system or in career counseling?

The following graph shows well known individuals and how well they compare with certain careers. None of these individuals

Person	Actors			MILITARY			Sport	
Aaron Henry	not	Don't Know	Yes	not	Don't Know	Yes	not	Don't Know
Ali Muhammed	not	Don't know	Yes	not	Don't Know	Yes	not	Don't Know
Baer Max	not	Don't know	Yes	not	Don't Know	Yes	not	Don't Know
Bradshaw Terry	not	Don't know	Yes	not	Don't Know	Yes	not	Don't Know
Nicklaus Jack	not	Don't know	Yes	not	Don't Know	Yes	not	Don't Know
Frazier Joe	not	Don't Know	Yes	not	Don't Know	Yes	not	Don't Know
Person	Actors			MUSICIAN			Sport	
Plesley, Elvis	not	Don't Know	Yes	not	Don't know	Yes	not	Don't Know
Catherine zeta jones	not	Don't Know	Yes	not	Don't Know	Yes	not	Don't Know
Cher	not	Don't know	Yes	not	Don't know	Yes	not	Don't know
Star, Ringo	not	Don't know	Yes	not	Don't Know	Yes	not	Don't Know
Streisand, Barbra	not	Don't know	Yes	not	Don't know	Yes	not	Don't know
Clooney Rosemary	not	Don't Know	Yes	not	Don't know	Yes	not	Don't know
Person	MILITARY			MUSICIAN			teacher	
Brahms Johannes	not	Don't Know	Yes	not	Don't Know	Yes	not	Don't Know
Mozart	not	Don't Know	Yes	not	Don't Know	Yes	not	Don't Know
Albert Herb	not	Don't Know	Yes	not	Don't Know	Yes	not	Don't Know

were used in creating our career Neural Net model.

WHY NEURAL NET IS SUCH A GREAT TOOL TO WORK WITH ASTROLOGY

As a researcher you have to deal with two different situations; they are linear and nonlinear testing. A linear situation occurs when flipping a coin. The result can only be heads or tails. You have a 50-50% chance to be one or the other. So if you flip a coin one hundred times your probability would be 50 heads or 50 tails. But in astrology we have nonlinear situations. You could have the planet Mercury conjunct Uranus. These planets could be in different houses, Mercury or Uranus could be retrograde or direct, Mercury could be moving at its maximum speed. The list goes on and on for the variations.

This is where Neural Net comes in. It is one of the greatest mathematical artificially intelligent concepts to handle this kind of nonlinear situation. It works like a primitive human brain. It keeps

tracks of everything that is important in each neural. Let's say that Jupiter conjunct the Sun is better than average in comparison with a control group, and so it will give this criterion a certain numerical weight value. It will also give a different weight to Jupiter conjunct the Sun if Jupiter is situated in the third house and it's above average according to the control group. So for the same aspect you'll end up with two different variants. It can get rather complex but this is not a problem with Neural Net mathematics. As far as I know Neural Net is the only mathematics that can handle this type of complex situation.

THE METHODOLOGY BEHIND CALCULATING THESE NEURAL NET MODELS

Let's say you are researching 1500 actors. The program will take 75% as a learning group (1125 charts) out of those 1500 actors and you will select a random 25% for testing purposes (375 charts). Next using a specific algorithm it will generate 1500 control group charts to match the 1500 actors. 75% of these control group charts will be the learning group for the control group and 25% of the control group charts for testing

Now set up thousands of astrological/astronomical criteria that you want to research. The program will research the charts in the learning group and save every criterion that meets a certain preset chi-square. It will then take all of these important criteria and send them to the artificial intelligence in the Neural Net module, assign weights to all these criteria according to their strength.

Next in will compare the artificial intelligence findings and weights to the 375 testing group charts. Seeing that these charts are also actors we should have an extremely high correlation with the artificial intelligence finding. Using special mathematical algorithms it will arrive at a correlation percentage that your model has. This will determine if your model is good or bad. Anything above zero percentage would indicate that your model exceed the probability.

The control group goes through the same rigorous mathematics.

At the same time it will follow the exact mathematical procedure to work with the control group. This is another test to see if your research samples will outperform your control group samples. All of these different mathematical approaches are very important to make sure that you end up with a career model that is specific to only actors and actresses.

The Neural Net module goes way beyond that. It will then mix up all your samples (education and testing), regenerate new control groups, and then once again go through the same mathematics to see if the correlation is still there. It will do that many times. If the percentage of correlation stays around the same then you can assure yourself that you have a good model. Let's say that your percentages of correlation after running all kinds of tests are 5, 25, (-6) and (-30). This would show no consistency in the correlation among actors. But if you're percentages of correlation were 6, 5.6, 7 and 4.9 this would be an excellent correlation. So as you can see we run our samples through rigorous mathematical algorithms. This is just a very small part what our Astro-investigator software is capable of doing.

In our career project we research more than regular astrological criteria. We find many astrological/astronomical criteria that are very important but are not found in the average astrological tool chest. We find that planetary phases, planetary phase aspects between planets, planets' acceleration, deceleration, maximum speed, and much more are all significant. All of these new criteria were brought to my attention while doing research to write our Market Trading software to predict the stock market. Thanks to George Bayer who wrote "Stock and Commodity Traders Handbook".

I tested the correlation of 1500 actor's charts for house rulers — house rulers in signs, and houses, retrograde, direct and aspects to other House rulers.

I found that it has a high percentage of correlation. That assured me that it is important to include them in your research project.

We also use planetary phases, not only the Moon phases, and also planetary phase aspects. In other words, the planetary

phase of Venus could conjunct the planetary phase of Jupiter. Again I found that out that by using the Neural Net correlation module there is a high correlation with careers.

While doing a research on teachers we found that Mercury is in the disseminating phase with a very high chi-square. Dane Rudyard called the disseminating phase the teaching phase. It seems he was correct. We find many other good solid astrological definitions using planetary phases.

Also in our career research we found that planetary speeds are important. In other words, if the planet is accelerating in speed or slowing down in speed, results will reflect that movement.

In the times of B.C. (before computers) all of this type of work would have been close to impossible for most of us to do. I recall how back in the late 50's and early 60's when I working as an engineer we designed many good projects using a slide rule. We didn't even have a four function calculator. Maybe that is why I'm so intrigued with computers.

The Astro-Investigators is a research group that I started here in Connecticut. We call ourselves the 'Gators for short. The gators have already started working on a career research project. We are making it available on our gator web site www.Astroinvestigators.com along with a program that you can download and find where your career or your children career potential lies. We only have a few career models up and running at the moment. We are hoping that in the next couple years we can increase it to be in the hundreds. But we won't be able to do that without data. And this is where every astrologer comes in. Please send us all natal information that you have in your files along with the person's profession, career or job. We don't need any names attached to the data, just good accurate birth data and the career.

**REMEMBER, IN THE END, THE ENTIRE
ASTROLOGICAL COMMUNITY WILL BENEFIT
FROM THIS.**