

Astrological Indicators of Marriage

Our hypothesis

In this study, the Astro Investigators examine the astrological aspects between natal charts of married couples to determine if astrology has a role in making a marital commitment. It is our hypotheses that some aspects occur with statistically significant high frequency, coinciding with factors that draw people to marriage, and that other aspects occur with statistically significant low frequency, coinciding with factors that repel people from marriage.

For purpose of this study, we define marriage as the legal pronouncement of marriage occurring between a man and a woman, regardless of how long the marriage lasted.

Our data and methodology

Our data consists of two files of birth data (Rodden Rating "B" or better) either solicited by us through a questionnaire on our Gators' website or donated to us. The first file contains 749 charts of married men born between 1874 and 1978, calculated for their known birth times, each coupled with a chart for his wife calculated for her birthday at noon. The second file contains 829 charts of married women born between 1831 and 1983, calculated for their known birth times, each coupled with a chart for her husband calculated for his birthday at noon. Both files contain persons with more than one marriage, thus coupled with more than one spouse in our study.

Our analysis compares 3,126 aspects between each couple's charts. We are using the five Ptolemaic aspects (conjunction, sextile, square, trine and opposition) with a 7-degree orb. We are using the following astrological points: Sun, Mercury, Venus, Mars, Jupiter, Saturn, Uranus, Neptune, Pluto, Lunar Mean North Node, Chiron, Ceres, Pallas, Juno and Vesta. We are also using aspects to the Moon, Ascendant, Mid Heaven, Part of Fortune, East Point and Vertex of the primary chart (i.e. the spouse whose chart has been calculated for exact birth time) but have omitted these from consideration of the partner's chart (i.e. the spouse whose chart has been calculated for noon.)

Our research program is *Astro Investigator* by AIR Software. We set the critical limit for chi square at 2.0 or above and the critical number of occurrences at 20 or above. We use 15 control groups, generated using a random distributed age algorithm, to compare against our two files of birth data. *Astro Investigator* calculates the average number of times each of our 3,126 aspects occurs in the control groups, and then compares these averages (i.e. chance) to the number of times each aspect occurs in the files we are analyzing, reporting the result of the comparison as a chi square. A high chi square indicates a statistically significant difference between our analyzed group and chance. A statistically significant event can occur either more frequently than chance or less frequently than chance. *Astro Investigator* refers to "more frequently" as "Often", and refers to "less frequently" as "Seldom."

Our observations

Of the 3,126 aspects analyzed, 2,338 are statistically insignificant. In addition, we excluded from analysis certain aspects between slow-moving planets, for example the Neptune sextile Pluto present in the synastry of most persons born from the early 1940's through the remainder of the 20th century, because they are logically insignificant.

This report includes some of our more significant findings. A complete list of all aspects, significant or not, can be found on our website, www.astroinvestigators.com.

Figures 1 and 2 illustrate the distribution of Often events by planet in the husbands' and wives' charts. It is interesting to note that Moon, Mercury, Mars and Venus have significantly higher counts in the husbands' charts than in the wives' charts, and that Sun, Jupiter, Saturn, and Neptune have significantly higher counts in the wives' charts than in the husbands'.

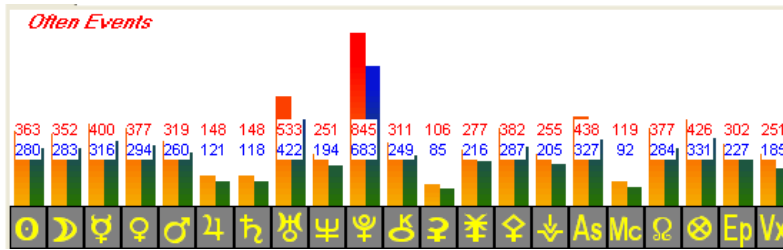


Figure 1 – Planets aspected Often in Husband's chart

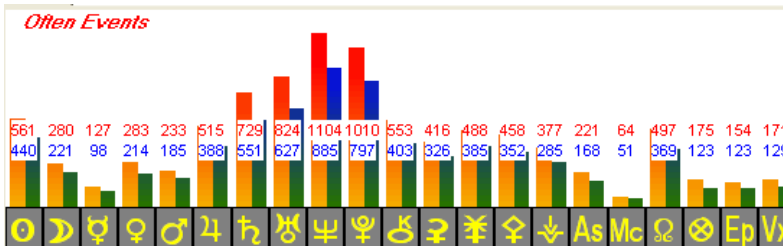


Figure 2 – Planets aspected Often in Wife's chart

Figures 3 and 4 illustrate the distribution of Often events by Aspect. It is curious that, while sextiles account for a large percent of the Often aspects for both husbands and wives, the opposition plays a bigger role in the husbands' charts than the wives', and the conjunction plays a bigger role in the wives' charts than the husbands'.

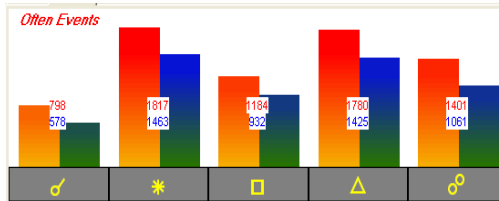


Figure 3 - Aspects occurring Often in Husband's chart

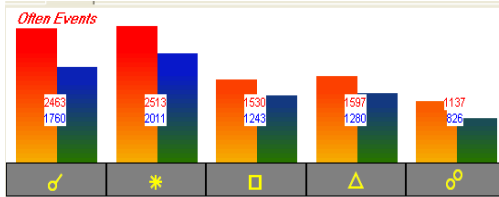


Figure 4 - Aspect occurring Often in Wife's chart

Sun – Overall, there are more significant aspects involving the Sun than any other planet, with 15 Often aspects and 13 Seldom aspects. Of these, there are 12 Often occurrences to the wife's Sun and 9 Seldom occurrences to the wife's Sun, compared to 3 Often occurrences to the husband's Sun and only 4 Seldom occurrences to the husband's Sun. It would appear therefore that the Sun is more significant an indicator for marriage in a woman's chart than in a man's. Neptune, Mercury and Juno are involved in the greatest number of aspects to the wife's Sun. Mars, Uranus and Pallas are involved in the fewest number of aspects to her Sun.

Aspects to the Sun	Frequency	Analyzed couples	Chance	Chi Square	% above chance
her Sun sextile husband's Jupiter	OFTEN	84	64	6.3	98.80%
her Sun square husband's Mercury	SELDOM	46	66	6.1	98.60%
her Sun sextile husband's Node	OFTEN	86	67	5.4	98.00%
his Sun conjunct wife's Sun	OFTEN	45	32	5.3	97.80%
her Sun opposite husband's Chiron	SELDOM	19	32	5.3	97.80%
her Sun opposite husband's Pluto	OFTEN	43	31	4.6	96.90%
her Sun square husband's Pallas	SELDOM	47	64	4.5	96.60%
her Sun opposite husband's Ceres	OFTEN	44	32	4.5	96.60%
her Sun conjunct husband's Ceres	SELDOM	20	32	4.5	96.60%
her Sun trine husband's Mercury	OFTEN	78	62	4.1	95.80%
her Sun conjunct husband's Sun	OFTEN	42	31	3.9	95.20%
his Sun opposite wife's Mercury	OFTEN	37	27	3.7	94.60%
her Sun trine husband's node	SELDOM	49	64	3.5	94.00%
his Sun conjunct wife's Mercury	SELDOM	20	30	3.3	93.20%
her Sun conjunct husband's Pallas	OFTEN	41	31	3.2	92.70%
her Sun square husband's Node	SELDOM	50	64	3.1	92.00%
his Sun square wife's Pallas	SELDOM	48	61	2.8	90.40%
his Sun conjunct wife's Ceres	SELDOM	21	30	2.7	90.00%
her Sun opposite husband's Juno	OFTEN	42	33	2.5	88.30%
her Sun opposite husband's Pallas	SELDOM	24	33	2.5	88.30%
her Sun square husband's Pluto	OFTEN	76	64	2.3	86.60%
her Sun trine husband's Pluto	SELDOM	52	64	2.3	86.60%
her Sun opposite husband's Sun	SELDOM	26	35	2.3	87.20%
her Sun sextile husband's Chiron	OFTEN	77	65	2.2	86.30%
her Sun trine husband's Venus	OFTEN	70	59	2.1	84.80%
his Sun sextile wife's Jupiter	OFTEN	69	58	2.1	85.10%
his Sun trine wife's Neptune	SELDOM	48	59	2.1	84.80%
her Sun conjunct husband's Node	OFTEN	39	31	2.1	84.90%

Figure 5 - Aspects to Sun

Juno – After the Sun, *Juno* has the next most significant aspects, with 10 Often aspects and 5 Seldom aspects. The occurrence frequencies are divided more evenly than the Sun's; *Juno* is a significant indicator of marriage for both men and women. The wife's Sun and Mars Often oppose the husband's *Juno*; the husband's Venus, Mars and Mercury Often trine the wife's *Juno*.

Aspects to Juno	Frequency	Analyzed couples	Chance	Chi Square	% above chance
Her Juno sextile Husband's Juno	OFTEN	61	34	21.4	100.00%
His Juno conjunct wife's Juno	OFTEN	61	41	9.8	99.80%
Her Juno conjunct husband's Node	SELDOM	20	33	5.1	97.60%
Her Juno trine husband's Venus	OFTEN	85	68	4.3	96.10%
Her Juno square husband's Mercury	SELDOM	51	67	3.8	94.90%
His Juno opposite wife's Node	OFTEN	37	27	3.7	94.60%
His Juno opposite wife's Mars	OFTEN	38	28	3.6	94.10%
His Juno square wife's Node	OFTEN	70	56	3.5	93.90%
His Juno opposite wife's Sun	OFTEN	39	29	3.4	93.70%
His Juno trine wife's Mars	SELDOM	45	59	3.3	93.10%
Her Juno trine husband's Mercury	OFTEN	75	62	2.7	90.10%
her Juno trine husband's Mars	OFTEN	77	64	2.6	89.60%
Her Juno sextile husband's Uranus	OFTEN	71	59	2.4	88.20%
His Juno sextile wife's Venus	SELDOM	47	59	2.4	88.20%
His Juno square wife's Ceres	SELDOM	47	59	2.4	88.20%
Her Juno sextile husband's Mars	OFTEN	78	66	2.2	86.00%

Figure 6 - Aspects to Juno

The planet receiving the third greatest number of aspects is Jupiter. There are 12 Often occurrences, 9 aspecting the wife's Jupiter. And there are 12 Seldom occurrences, 7 of which are aspects to the husband's Jupiter.

Often aspects to Moon, Mars and Venus are all more predominant in the husband's chart than the wife's as indicators of marriage: 6 of 8 Often occurrences for the Moon, 7 of 10 Often

occurrences for Venus, and 8 of 10 Often occurrences for Mars are aspects to the husband's natal planets. By contrast, Seldom occurrences for these same planets are more predominant in the wife's chart: 8 of 12 Seldom occurrences for the Moon, 6 of 10 seldom occurrences for Mars, and 5 of 10 seldom occurrences for Venus are aspects to the wife's natal planets.

Figures 7 and 8 illustrate the top 10 Often and top 10 Seldom aspects to points in husbands' and wives' charts, respectively ordered by decreasing chi square. These indicate a man infrequently marries a woman whose Sun conjuncts his MC or whose Mars opposes his Saturn. 21 of 40 combined aspects involve asteroids; nearly half involve points derived from Great Circles. About a fourth involve inner planets. Conspicuously absent are Venus/Mars aspects, often stated as traditional indicators of compatibility.

Top aspects to husband's Natal Chart	Frequency	Analyzed couples	Chance	Chi Square	% above chance
his Vertex conjunct wife's North Node	Often	41	23	14.1	100.0
his Ascendant square wife's Ceres	Often	68	45	11.8	99.9
his MC conjunct wife's Sun	Seldom	7	23	11.1	99.9
his Juno conjunct wife's Juno	Often	61	41	9.8	99.8
his Pluto trine wife's Ceres	Often	81	58	9.1	99.7
his Pallas conjunct wife's Pallas	Often	56	38	8.5	99.6
his East Point sextile wife's Neptune	Often	63	44	8.2	99.6
his Saturn sextile wife's Ceres	Often	75	55	8.0	99.5
his Pallas sextile wife's Jupiter	Often	77	56	7.9	99.5
his North Node sextile wife's Saturn	Seldom	36	57	7.7	99.5
his Sun conjunct wife's Sun	Often	45	30	7.5	99.4
his Mercury square wife's Juno	Seldom	39	60	7.4	99.3
his Pallas conjunct wife's Sun	Often	41	27	7.3	99.3
his Uranus sextile wife's Vesta	Seldom	40	61	7.2	99.3
his Saturn opposite wife's Mars	Seldom	15	29	6.8	99.1
his East Point square wife's Sun	Seldom	29	46	6.3	98.8
his Jupiter conjunct wife's Uranus	Seldom	18	32	6.1	98.7
his East Point opposite wife's Saturn	Seldom	12	24	6.0	98.6
his Saturn square wife's Saturn	Seldom	35	52	5.6	98.2
his MC square wife's Pallas	Seldom	32	48	5.3	97.9

Figure 7 – Top 20 aspects to Husband's chart

Top aspects to wife's Natal Chart	Frequency	Analyzed couples	Chance	Chi Square	% above chance
her Vesta sextile husband's No. Node	Often	87	62	10.1	99.8
her Pluto opposite husband's Chiron	Often	66	45	9.8	99.8
her Saturn sextile husband's No. Node	Seldom	41	66	9.5	99.8
her Vertex opposite husband's No. Node	Often	39	24	9.4	99.8
her Vesta opposite husband's Vesta	Seldom	15	32	9.0	99.7
her Ascendant square husband's Jupiter	Seldom	29	50	8.8	99.7
her Ceres conjunct husband's Ceres	Often	50	33	8.8	99.7
her Part of Fortune conjunct husband's Pluto	Often	41	26	8.7	99.7
her Vesta sextile husband's Uranus	Seldom	44	68	8.5	99.6
her Vesta opposite husband's Pluto	Often	51	34	8.5	99.6
her Venus conjunct husband's Pallas	Often	47	31	8.3	99.6
her Saturn trine husband's Vesta	Often	83	61	7.9	99.5
her Vesta opposite husband's Pallas	Seldom	17	33	7.8	99.5
her Saturn square husband's Pallas	Often	85	63	7.7	99.4
her Saturn square husband's Mercury	Seldom	42	64	7.6	99.4
her Moon sextile husband's Sun	Often	87	65	7.4	99.4
her Sun opposite husband's Chiron	Seldom	19	35	7.3	99.3
her Venus opposite husband's Neptune	Seldom	17	32	7.0	99.2
her Jupiter sextile husband's Mars	Seldom	45	66	6.7	99.1
her Mars opposite husband's Saturn	Seldom	16	30	6.5	99.0

Figure 8 – Top 20 aspects to Wife's chart

The Wedding Day

For wedding day analysis, we again use two files of timed birth data, one of males and the other of females, looking at transits to their charts on their wedding days. We use the Ptolemaic aspects, with seven degree orb, and the same planets and points we considered in our couples analysis.

Part of Fortune, Jupiter and Mercury receive the most Often transits in the husbands' charts; and Moon and Midheaven receive the most in the wives' charts, with Pluto, Vesta and Part of Fortune almost tied for third.

Squares are the most Often aspect to husband's charts, and sextiles the most Often aspect to wives' charts.

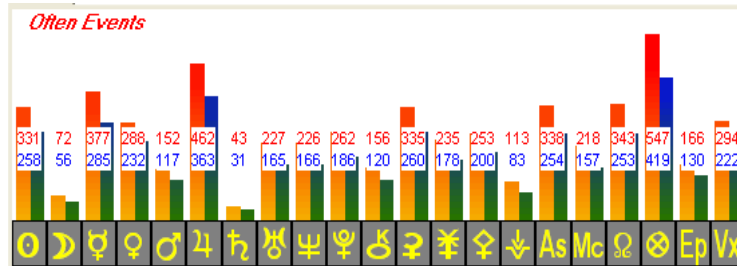


Figure 9 – Husband's planets aspected on Wedding Day

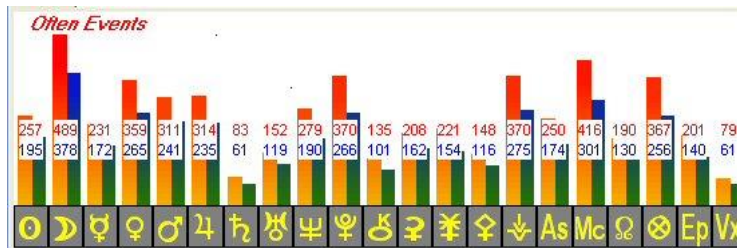


Figure 10 - Wife's planets aspected on Wedding Day

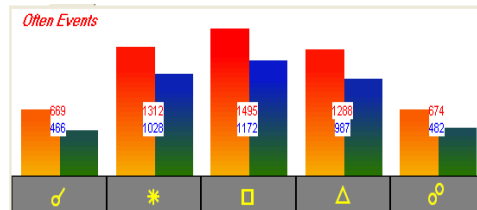


Figure 11 - Husband's aspects on Wedding Day

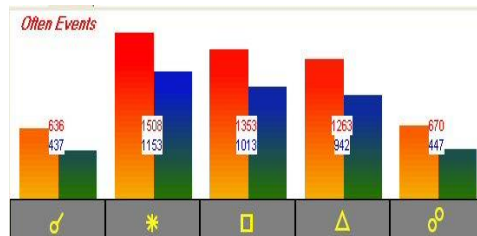


Figure 12 - Wife's aspects on Wedding Day

Figures 13 and 14 list the 25 wedding day transits with highest statistical significance, in order of decreasing chi square. In husbands' charts, transiting Vesta, known mythologically as goddess of the hearth and household abundance, makes aspects to Mercury and his ascendant; Mercury and Venus make aspects to the North Node; Juno aspects his Part of Fortune. In wives' charts, Vesta aspects her Ascendant and Part of Fortune; Mars is on her Midheaven; Pluto opposes her Moon and Sun conjuncts her Moon.

Wedding Day Aspects to Husband	Frequency	Analyzed Couples	Chance	Chi Square	% above chance
Vesta trine his Mercury	OFTEN	82	56	12.1	99.9
Mercury conjunct his North Node	OFTEN	45	27	12	99.9
Pluto conjunct his Moon	SELDOM	11	29	11.2	99.9
Venus conjunct his Neptune	OFTEN	45	28	10.3	99.9
Sun square his Uranus	OFTEN	77	54	9.8	99.8
Juno sextile his MC	OFTEN	62	42	9.5	99.8
Juno conjunct his Part of Fortune	OFTEN	39	24	9.4	99.8
Vesta opposite his Ascendant	OFTEN	35	21	9.3	99.8
Jupiter trine his MC	OFTEN	66	46	8.7	99.7
Mars square his Uranus	OFTEN	83	61	7.9	99.5
Vesta square his Pluto	SELDOM	35	56	7.9	99.5
Pallas sextile his Vertex	OFTEN	60	42	7.7	99.4
Venus conjunct his Vesta	OFTEN	41	27	7.3	99.3
Chiron square his Juno	SELDOM	42	63	7	99.2
Mercury trine his Pluto	SELDOM	43	64	6.9	99.1
Venus conjunct his North Node	OFTEN	43	29	6.8	99.1
Uranus opposite his Vertex	OFTEN	29	18	6.7	99.1
Ceres sextile his North Node	SELDOM	41	61	6.6	99.0
North Node sextile his Saturn	SELDOM	42	62	6.5	99.0
Juno conjunct his Mercury	SELDOM	17	31	6.3	98.9
Chiron square his Neptune	SELDOM	25	41	6.2	98.8
Pallas opposite his Saturn	SELDOM	18	32	6.1	98.7
Ceres opposite his Ascendant	SELDOM	12	24	6	98.6
Venus opposite his Venus	SELDOM	19	33	5.9	98.5
Venus opposite his Ceres	OFTEN	42	29	5.8	98.4

Figure 13 – Top Wedding Day aspects to Husband’s chart

Wedding Day Aspects to Wife	Frequency	Analyzed couples	Chance	Chi Square	% above chance
Vesta trine her Ascendant	OFTEN	48	29	12.4	100.0
Venus sextile her Sun	OFTEN	57	37	10.8	99.9
Uranus opposite her East Point	OFTEN	29	16	10.6	99.9
North Node square her P. Fortune	OFTEN	45	28	10.3	99.9
Pallas square her East Point	OFTEN	47	30	9.6	99.8
Jupiter sextile her Part of Fortune	OFTEN	48	31	9.3	99.8
Vesta sextile her Ascendant	OFTEN	44	28	9.1	99.7
Vesta trine her Vertex	SELDOM	17	34	8.5	99.6
Ceres trine her Chiron	OFTEN	55	38	7.6	99.4
Pluto opposite her Moon	OFTEN	31	19	7.6	99.4
Mars conjunct her MC	OFTEN	27	16	7.6	99.4
Vesta opposite her Part of Fortune	OFTEN	27	16	7.6	99.4
Uranus opposite her Mars	SELDOM	7	19	7.6	99.4
Sun trine her Vertex	SELDOM	18	34	7.5	99.4
Chiron opposite her Neptune	SELDOM	39	60	7.4	99.3
Chiron opposite her Vesta	OFTEN	32	20	7.2	99.3
North Node trine her Ceres	OFTEN	58	41	7	99.2
Mercury trine her Jupiter	OFTEN	59	42	6.9	99.1
Neptune opposite her Ascendant	OFTEN	21	12	6.8	99.1
Sun square her Ascendant	SELDOM	20	35	6.4	98.9
Vesta sextile her Jupiter	SELDOM	24	40	6.4	98.9
Mercury sextile her Saturn	OFTEN	56	40	6.4	98.9
Sun conjunct her Moon	OFTEN	30	19	6.4	98.9
Mars opposite her MC	SELDOM	6	16	6.3	98.8
Venus trine her Sun	SELDOM	30	47	6.1	98.7

Figure 14 - top Wedding Day aspects to Wife’s chart

Conclusions

There are identifiable astrological aspect patterns between charts of married couples. Analyzing these patterns between two unmarried persons should provide a strong indication of whether or not the couple will marry; however the process is more complex than identifying one or two aspects – such as the couple must have a good Mars and Venus aspect. This report includes the highlights of our findings; a complete list of all 3,126 aspects analyzed can be found on the Gator’s website, www.astroinvestigators.com .

The validity of these findings should be tested against other similar size or large data files. The scope of the project can be expanded to include factors such as aspects from husband's natal planets to the wife's planetary midpoints or house placement husband's natal planets and points in the wife's chart.