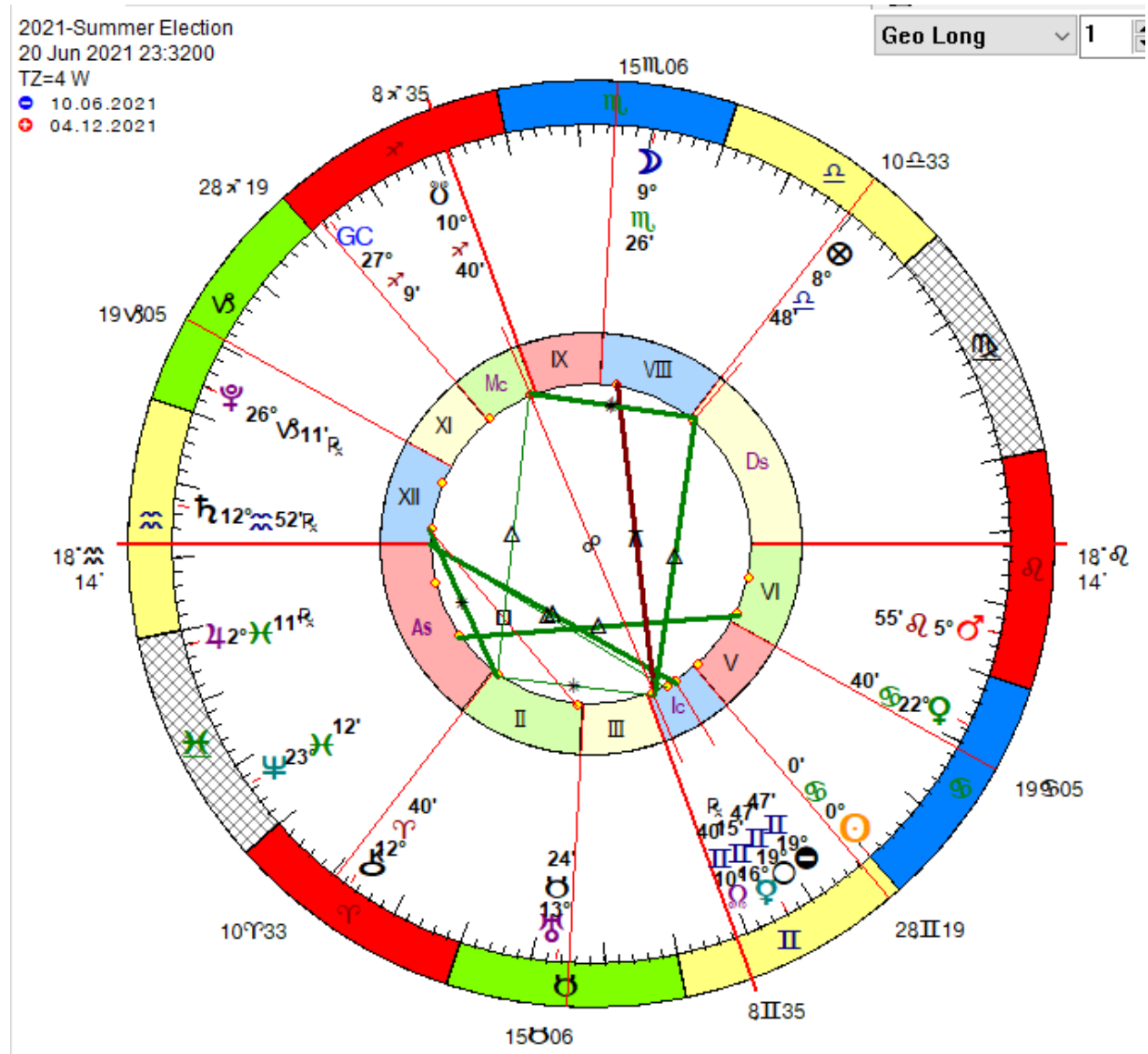


According to traditional astrology techniques, the outcome of a state election can be determined by looking at the seasonal ingress chart for the season the election is held. In this method, the government is represented as the 10th house, and the opposition is the 4th house. In Canadian politics, there are several parties, and typically one running the government even in a minority government situation.

In the traditional, method the 10th house and its ruler represent the government. The 4th house represents the opposition party or parties and its ruler. The ingress chart can typically ascertain the status of the government and the result of the election.

Justin Trudeau and the Liberals hold a minority government in 2021 and have decided to call a flash election during the summer, with the election date set for 20 September 2021. This is still a summer election.



In this chart, Jupiter, ruler of the 10th house, is in the 1st house of the people, and it is in its own sign, but it is retrograde and intercepted, which doesn't bode well for the incumbent. Jupiter is in a trine with the

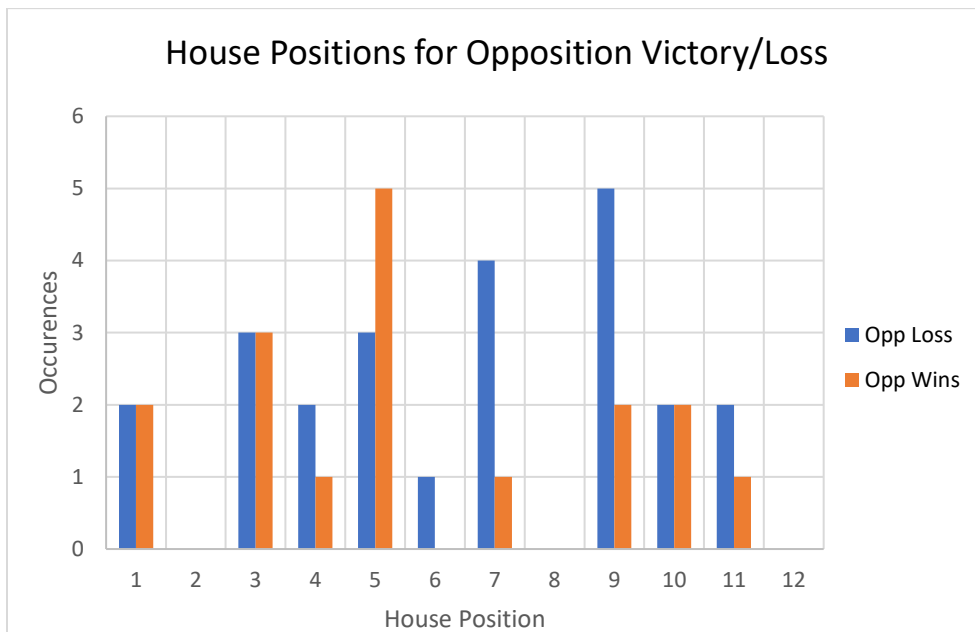
Moon or the people, but the Moon is separating from Jupiter, meaning the people are losing faith in the leader. On the other hand, Jupiter is in an applying aspect to the Sun (leader), suggesting there is a chance he can become the leader once more. Jupiter is in a square aspect to the 4-10th house axis meaning there could be some difficulty making it back into power.

Mercury, the ruler of the 4th house of the opposition, is in the 4th house of the opposition. This could mean that the opposition will remain as the opposition.

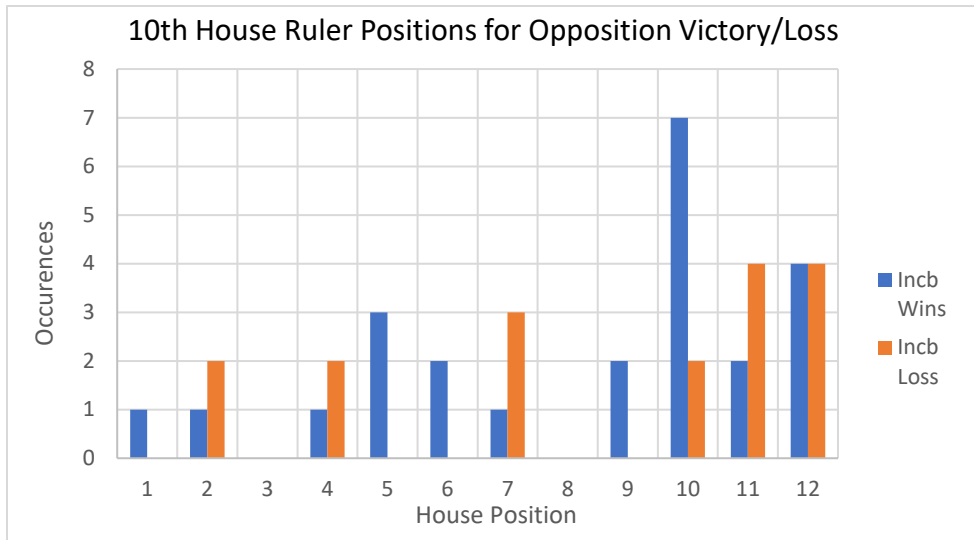
The other interesting point of this chart is the previous eclipse is in the 4th house. Eclipses tend to represent harsh/traumatic events, and with the eclipse in the 4th house suggests the opposition will have an event that may turn against them.

The Moon represents the people of the nation. In this case, the Moon is in a separating trine aspect to the ruler of the government. While this means the people have a favourable connection to the government but are moving away from it. A 150° aspect is a difficult one, and it suggests adjustments are to be made. The Moon is connecting to the North Node in the house of the opposition. This could delineate a period where the public gravitates to the opposition in order to make a change and make some desired adjustments. The Moon is, after all, in the 8th house of "death" or transformation.

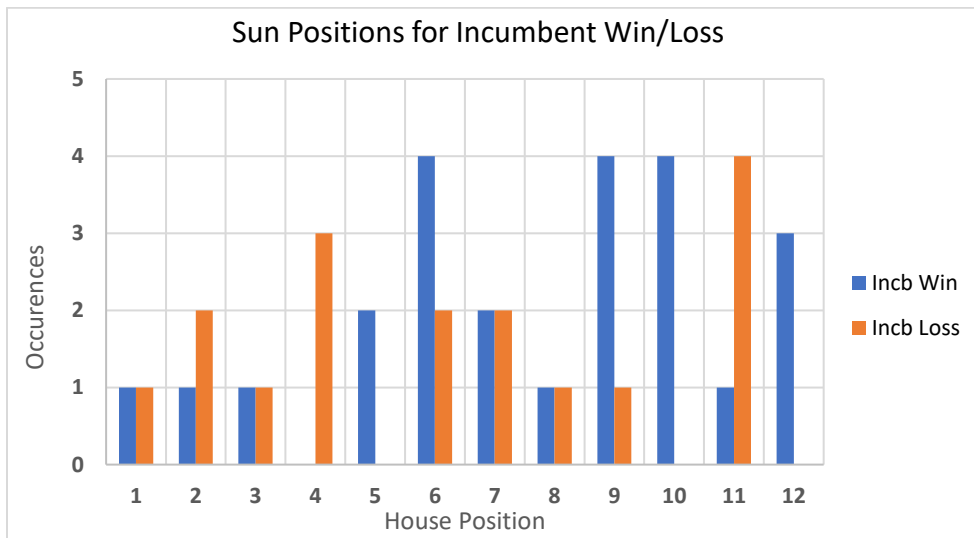
I originally stated this would be a clear win for the incumbent. Still, if we look at historical data of Canadian elections, one can see that the ruler of the 4th house of the opposition in the 4th house equated to two losses versus one victory. The opposition is more likely to lose if the ruler is in the 7th and 9th rather than in the 4th.



However, if the ruler of the 10th house of the government is in the 10th house, it will be a victory for the incumbent. This chart does not have that configuration.



If we look at the position of the Sun, which signifies the King/Queen, in house position, it might give us a clearer indication. The Sun in the 5th has only been in charts of incumbent wins, but there have only two.



By examining these results, it is now becoming more challenging to determine a clear winner.

ADDITIONAL ANALYSIS

Typically, in delineating charts, there are several aspects to take into consideration. With Alpee Lavoie's Fast Research we can statistically examine criteria to a study group using a control group.

In this study, I have examined planetary positions, both in sign and house, aspects, rulership consideration for 4th and 10th house, and midpoint trees. All the astrological factors are taken into account for the seasonal ingress for each Canadian election and are inputted into a Neural Network (aka Artificial Intelligence model). There were three studies created based on the astrological phenomena where the model calculates an outcome.

The three models created were for:

- Incumbent winning (control group: incumbent losing)
- Liberal Party of Canada victory (control group: Liberals losing)
- Majority victories (control group: minority victory)

UNDERSTANDING THE RESULTS

The following explains how to understand the results. If there is a red bar all the way across, it signifies 100% YES. If there is a little blue tab on the left side, it represents a 100% NO.

If the study is set to determine the winner, and we input the past winners into the Neural Network, we should see all red indicating they have won. Conversely, if we input the past losers in the model, which predicts all the winners, then the charts of the losers should be all white with a small blue bar.

INCUMBENT WINNERS

Charts of Incumbent wins

Person	CDN-INC-WIN		
	+24/-0		
1872-Lib Loss-IncWin-Maj	Not	Don't Know	Yes
1882-Lib Loss-IncWin-Maj	Not	Don't Know	Yes
1887-Lib Loss-IncWin-Maj	Not	Don't Know	Yes
1891-Lib Loss-IncWin-Maj	Not	Don't Know	Yes
1900-Lib Win-IncWin-Maj	Not	Don't Know	Yes
1904-Lib Win-IncWin-Maj	Not	Don't Know	Yes
1908-Lib Win-IncWin-Maj	Not	Don't Know	Yes
1917-Lib Loss-IncWin-Maj	Not	Don't Know	Yes
1940-Lib Win-IncWin-Maj	Not	Don't Know	Yes
1945-Lib Win-IncWin-Maj	Not	Don't Know	Yes
1949-Lib Win-IncWin-Maj	Not	Don't Know	Yes
1953-Lib Win-IncWin-Maj	Not	Don't Know	Yes
1962-Lib Loss-IncWin-Min	Not	Don't Know	Yes
1965-Lib Win-IncWin-Min	Not	Don't Know	Yes
1968-Lib Win-IncWin-Maj	Not	Don't Know	Yes
1972-Lib Win-IncWin-Min	Not	Don't Know	Yes
1974-Lib Win-IncWin-Maj	Not	Don't Know	Yes
1988-Lib Loss-IncWin-Maj	Not	Don't Know	Yes
1997-Lib Win-IncWin-Maj	Not	Don't Know	Yes
2000-Lib Win-IncWin-Maj	Not	Don't Know	Yes
2004-Lib Win-IncWin-Min	Not	Don't Know	Yes
2008-Lib Loss-IncWin-Min	Not	Don't Know	Yes
2011-Lib Loss-IncWin-Maj	Not	Don't Know	Yes
2019-Lib Win-IncWin-Min	Not	Don't Know	Yes

Charts of Incumbent losses

Person	CDN-INC-WIN		
	+11/-6		
1874-Lib Win-IncLoss-Maj	Not	Don't Know	Yes
1878-Lib Loss-IncLoss-Maj	Not	Don't Know	Yes
1896-Lib Win-IncLoss-Maj	Not	Don't Know	Yes
1911-Lib Loss-IncLoss-Maj	Not	Don't Know	Yes
1921-Lib Win-IncLoss-Min	Not	Don't Know	Yes
1925-Lib Loss-IncLoss-Min	Not	Don't Know	Yes
1926-Lib Win-IncLoss-Maj	Not	Don't Know	Yes
1930-Lib_Loss-IncLoss-Maj	Not	Don't Know	Yes
1935-Lib Win-IncLoss-Maj	Not	Don't Know	Yes
1957-Lib Loss-IncLoss-Min	Not	Don't Know	Yes
1963-Lib Win-IncLoss-Min	Not	Don't Know	Yes
1979-Lib Loss-IncLoss-Min	Not	Don't Know	Yes
1980-Lib Win-IncLoss-Maj	Not	Don't Know	Yes
1984-Lib Loss-IncLoss-Maj	Not	Don't Know	Yes
1993-Lib Win-IncLoss-Maj	Not	Don't Know	Yes
2006-Lib Loss-IncLoss-Min	Not	Don't Know	Yes
2015-Lib Win-IncLoss-Maj	Not	Don't Know	Yes

The model can pick the winner with a 90% confidence 83% of the time but above 65% confidence over 95% of the time.

The model can predict the loser with 75% or greater confidence 100% of the time.

LIBERAL WINNERS

Charts of Liberal wins

Person	CDN2-LibWin9		
	+24/-0		
1874-Lib Win-IncLoss-Maj	Not	Don't Know	Yes
1896-Lib Win-IncLoss-Maj	Not	Don't Know	Yes
1900-Lib Win-IncWin-Maj	Not	Don't Know	Yes
1904-Lib Win-IncWin-Maj	Not	Don't Know	Yes
1908-Lib Win-IncWin-Maj	Not	Don't Know	Yes
1921-Lib Win-IncLoss-Min	Not	Don't Know	Yes
1926-Lib Win-IncLoss-Maj	Not	Don't Know	Yes
1935-Lib Win-IncLoss-Maj	Not	Don't Know	Yes
1940-Lib Win-IncWin-Maj	Not	Don't Know	Yes
1945-Lib Win-IncWin-Maj	Not	Don't Know	Yes
1949-Lib Win-IncWin-Maj	Not	Don't Know	Yes
1953-Lib Win-IncWin-Maj	Not	Don't Know	Yes
1963-Lib Win-IncLoss-Min	Not	Don't Know	Yes
1965-Lib Win-IncWin-Min	Not	Don't Know	Yes
1968-Lib Win-IncWin-Maj	Not	Don't Know	Yes
1972-Lib Win-IncWin-Min	Not	Don't Know	Yes
1974-Lib Win-IncWin-Maj	Not	Don't Know	Yes
1980-Lib Win-IncLoss-Maj	Not	Don't Know	Yes
1993-Lib Win-IncLoss-Maj	Not	Don't Know	Yes
1997-Lib Win-IncWin-Maj	Not	Don't Know	Yes
2000-Lib Win-IncWin-Maj	Not	Don't Know	Yes
2004-Lib Win-IncWin-Min	Not	Don't Know	Yes
2015-Lib Win-IncLoss-Maj	Not	Don't Know	Yes
2019-Lib Win-IncWin-Min	Not	Don't Know	Yes

Charts of Liberal losses

Person	CDN2-LibWin9		
	+16/-2		
1867-Lib Loss-No Inc-Maj	Not	Don't Know	Yes
1872-Lib Loss-IncWin-Maj	Not	Don't Know	Yes
1878-Lib Loss-IncLoss-Maj	Not	Don't Know	Yes
1882-Lib Loss-IncWin-Maj	Not	Don't Know	Yes
1887-Lib Loss-IncWin-Maj	Not	Don't Know	Yes
1891-Lib Loss-IncWin-Maj	Not	Don't Know	Yes
1911-Lib Loss-IncLoss-Maj	Not	Don't Know	Yes
1917-Lib Loss-IncWin-Maj	Not	Don't Know	Yes
1925-Lib Loss-IncLoss-Min	Not	Don't Know	Yes
1930-Lib_Loss-IncLoss-Maj	Not	Don't Know	Yes
1957-Lib Loss-IncLoss-Min	Not	Don't Know	Yes
1962-Lib Loss-IncWin-Min	Not	Don't Know	Yes
1979-Lib Loss-IncLoss-Min	Not	Don't Know	Yes
1984-Lib Loss-IncLoss-Maj	Not	Don't Know	Yes
1988-Lib Loss-IncWin-Maj	Not	Don't Know	Yes
2006-Lib Loss-IncLoss-Min	Not	Don't Know	Yes
2008-Lib Loss-IncWin-Min	Not	Don't Know	Yes
2011-Lib Loss-IncWin-Maj	Not	Don't Know	Yes

The model can pick the Liberal Party victory with a 75% confidence 95% of the time.

The model can predict the Liberal Party loss with 75% or greater confidence 100% of the time.

MAJORITY GOVERNMENT

Charts of Majority governments

Person	CDN-MAJORITY		
	+30/-0		
1867-Lib Loss-No Inc-Maj	Not	Don't Know	Yes
1872-Lib Loss-IncWin-Maj	Not	Don't Know	Yes
1874-Lib Win-IncLoss-Maj	Not	Don't Know	Yes
1878-Lib Loss-IncLoss-Maj	Not	Don't Know	Yes
1882-Lib Loss-IncWin-Maj	Not	Don't Know	Yes
1887-Lib Loss-IncWin-Maj	Not	Don't Know	Yes
1891-Lib Loss-IncWin-Maj	Not	Don't Know	Yes
1896-Lib Win-IncLoss-Maj	Not	Don't Know	Yes
1900-Lib Win-IncWin-Maj	Not	Don't Know	Yes
1904-Lib Win-IncWin-Maj	Not	Don't Know	Yes
1908-Lib Win-IncWin-Maj	Not	Don't Know	Yes
1911-Lib Loss-IncLoss-Maj	Not	Don't Know	Yes
1917-Lib Loss-IncWin-Maj	Not	Don't Know	Yes
1926-Lib Win-IncLoss-Maj	Not	Don't Know	Yes
1930-Lib_Loss-IncLoss-Maj	Not	Don't Know	Yes
1935-Lib Win-IncLoss-Maj	Not	Don't Know	Yes
1940-Lib Win-IncWin-Maj	Not	Don't Know	Yes
1945-Lib Win-IncWin-Maj	Not	Don't Know	Yes
1949-Lib Win-IncWin-Maj	Not	Don't Know	Yes
1953-Lib Win-IncWin-Maj	Not	Don't Know	Yes
1968-Lib Win-IncWin-Maj	Not	Don't Know	Yes
1974-Lib Win-IncWin-Maj	Not	Don't Know	Yes
1980-Lib Win-IncLoss-Maj	Not	Don't Know	Yes
1984-Lib Loss-IncLoss-Maj	Not	Don't Know	Yes
1988-Lib Loss-IncWin-Maj	Not	Don't Know	Yes
1993-Lib Win-IncLoss-Maj	Not	Don't Know	Yes
1997-Lib Win-IncWin-Maj	Not	Don't Know	Yes
2000-Lib Win-IncWin-Maj	Not	Don't Know	Yes
2011-Lib Loss-IncWin-Maj	Not	Don't Know	Yes
2015-Lib Win-IncLoss-Maj	Not	Don't Know	Yes

Charts of Minority governments

Person	CDN-MAJORITY		
	+8/-4		
1921-Lib Win-IncLoss-Min	Not	Don't Know	Yes
1925-Lib Loss-IncLoss-Min	Not	Don't Know	Yes
1957-Lib Loss-IncLoss-Min	Not	Don't Know	Yes
1962-Lib Loss-IncWin-Min	Not	Don't Know	Yes
1963-Lib Win-IncLoss-Min	Not	Don't Know	Yes
1965-Lib Win-IncWin-Min	Not	Don't Know	Yes
1972-Lib Win-IncWin-Min	Not	Don't Know	Yes
1979-Lib Loss-IncLoss-Min	Not	Don't Know	Yes
2004-Lib Win-IncWin-Min	Not	Don't Know	Yes
2006-Lib Loss-IncLoss-Min	Not	Don't Know	Yes
2008-Lib Loss-IncWin-Min	Not	Don't Know	Yes
2019-Lib Win-IncWin-Min	Not	Don't Know	Yes

The model can pick the Liberal Party victory with an 80% confidence 93% of the time.

The model can predict the Liberal Party loss with 75% or greater confidence 100% of the time.

2021 ELECTION

The three models appear to be functioning at a reasonably accurate rate. What do the models predict for the 2021 election?

Person	CDN-INC-WIN				CDN-LibWin				CDN-MAJORITY			
	+1/-0				+1/-0				+1/-0			
2021-Summer Election	Not	Don't	Know	Yes	Not	Don't	Know	Yes	Not	Don't	Know	Yes

The Liberals are the incumbent in this election. The interesting factor is that both models for the incumbent party and the Liberal Party winning indicate about a 45% chance of re-election with approximate 10% margin of error. At the same time, the majority government's model predicts a 75% probability of there being a majority government.

By just judging the chart on its own, it does present some issues and the Neural Net has similar issues in predicting a definitive winner.

This biggest issue in a statistical analysis is the amount of data available for definitive study.

Edit 20-Sept-2021

The Liberals won a minority government.

There are several close contests as of today as we wait for the mail in ballots to be counted.

PARTY	ELECTED	LEADING	TOTAL
LIBERALS	148	10	158
CONSERVATIVES	117	2	119
BLOCK QUEBECOIS	32	2	34
NEW DEMOCRATIC	24	1	25
GREEN	2	0	2
PEOPLE'S PARTY	0	0	0

DATA

All charts are set for Ottawa, Ontario.

Election Seasonal Ingress	Date	Time	Election Seasonal Ingress	Date	Time
1867-Lib_Loss-No_Inc-Maj	06.21.1867	18.2025	1953-Lib_Win-IncWin-Maj	06.21.1953	13.0015
1872-Lib_Loss-IncWin-Maj	06.20.1872	23.3212	1957-Lib_Loss-IncLoss-Min	03.20.1957	17.1654
1874-Lib_Win-IncLoss-Maj	12.21.1873	13.3229	1962-Lib_Loss-IncWin-Min	03.20.1962	22.2951
1878-Lib_Loss-IncLoss-Maj	06.21.1878	10.0405	1963-Lib_Win-IncLoss-Min	03.21.1963	4.1951
1882-Lib_Loss-IncWin-Maj	03.20.1882	13.044	1965-Lib_Win-IncWin-Min	09.23.1965	2.0559
1887-Lib_Loss-IncWin-Maj	12.21.1886	17.1944	1968-Lib_Win-IncWin-Maj	06.21.1968	4.1341
1891-Lib_Loss-IncWin-Maj	12.21.1890	16.4452	1972-Lib_Win-IncWin-Min	09.22.1972	18.3247
1896-Lib_Win-IncLoss-Maj	06.20.1896	18.2818	1974-Lib_Win-IncWin-Maj	06.21.1974	14.3802
1900-Lib_Win-IncWin-Maj	09.23.1900	8.2002	1979-Lib_Loss-IncLoss-Min	03.21.1979	1.2216
1904-Lib_Win-IncWin-Maj	09.23.1904	7.4003	1980-Lib_Win-IncLoss-Maj	12.22.1979	7.0951
1908-Lib_Win-IncWin-Maj	09.23.1908	6.5814	1984-Lib_Loss-IncLoss-Maj	06.21.1984	1.0225
1911-Lib_Loss-IncLoss-Maj	06.22.1911	9.3534	1988-Lib_Loss-IncWin-Maj	09.22.1988	15.2838
1917-Lib_Loss-IncWin-Maj	09.23.1917	10.5958	1993-Lib_Win-IncLoss-Maj	09.22.1993	20.2206
1921-Lib_Win-IncLoss-Min	09.23.1921	10.1932	1997-Lib_Win-IncWin-Maj	03.20.1997	9.543
1925-Lib_Loss-IncLoss-Min	09.23.1925	9.4322	2000-Lib_Win-IncWin-Maj	09.22.2000	13.271
1926-Lib_Win-IncLoss-Maj	06.22.1926	0.3017	2004-Lib_Win-IncWin-Min	06.20.2004	20.5637
1930-Lib_Loss-IncLoss-Maj	06.21.1930	23.5309	2006-Lib_Loss-IncLoss-Min	12.21.2005	14.3418
1935-Lib_Win-IncLoss-Maj	09.23.1935	19.3757	2008-Lib_Loss-IncWin-Min	09.22.2008	11.4406
1940-Lib_Win-IncWin-Maj	03.20.1940	14.2347	2011-Lib_Loss-IncWin-Maj	03.20.2011	19.2017
1945-Lib_Win-IncWin-Maj	03.20.1945	19.3731	2015-Lib_Win-IncLoss-Maj	09.23.2015	4.1956
1949-Lib_Win-IncWin-Maj	06.21.1949	14.0301	2019-Lib_Win-IncWin-Min	09.23.2019	3.4925
1949-Lib_Win-IncWin-Maj	06.21.1949	14.0301	2021-Lib_Win-IncWin-Min	06.20.2021	23.3200